



AmarkGroup

Professional Tiling Equipment

Professional Tiling Equipment Catalogue



BUYER'S GUIDE

Welcome to the 2013 edition of the Amark Group tiling tools and trims guide

Included in this edition is our largest ever release of new and innovative products which are being constantly sourced from around the world. With such a diverse range of products suited to the construction industry it is now possible to purchase all your requirements from one supplier at a guaranteed competitive price.

Should you have any queries regarding a product featured in this publication please do not hesitate to give us a call we will be only too happy to be of assistance to you.

We look forward to hearing from you soon.

Our Commitment

Amark Group is 100% Australian owned family business, supplying the tile/stone industry with the with the most comprehensive range of products in Australia.

Our commitment to our customers:

- To provide and exceed our customers expectation of service.
- To provide our customers with the highest quality products. If any product does not meet our customer's satisfaction, we will resupply or credit at our discretion.
- To provide new and innovative products which are being continually sourced from around the world.
- Large inventory of stock held and orders placed before 12.00 noon would normally be despatched same day.

Amark Service

At Amark Group we believe that customer service is top on the priority list, it is something that we take very seriously.

By constantly striving to improve our service we believe that we have arrived at a level that exceeds all others.

Delivery

For Sydney metro all orders placed before 10am receive same day service*! We also have on offer for Sydney metro 4hr, 2hr and direct courier services subject to client's approval of freight charge. For the rest of NSW we can guarantee next day delivery for all orders placed before 12 noon. For Brisbane, Gold Coast next day delivery is assured and Sunshine coast, Toowoomba delivery is approx. 1-2 days. Delivery times for the rest of Australia are available upon request.

With service like this and a team that cares you will be impressed.

Give us the opportunity to impress you. **Call now – 1800 804 297.**



Telephone: 1800 804 297

Phone our professionally trained sales staff

Fax: 02 8748 8611

Email: sales@amark.net.au

Website: www.amark.net.au

Head Office and Warehouse

48 Skarratt Street, Silverwater NSW 2128

Registered trademarks of Amark Group

Tile Line Tools® and OTEC Diamond Tools® are registered Trademarks of Amark Group.



CONTENTS

Ordering information	04
Merchandising	06
Amark Website	08
Angles & Trims	09
Tile Cutters	31
Hand Tools	51
Diamond Blades	89
Hole Cutters	97
Tile Spacers	105
Bathroom Accessories	115
Expansion Joints	129
Sealers & Silicone	133
Order Form.....	139
Index	140
Terms & Conditions	143

ORDERING MADE EASY

Telephone: **1800 804 297**

Phone our professionally trained sales staff

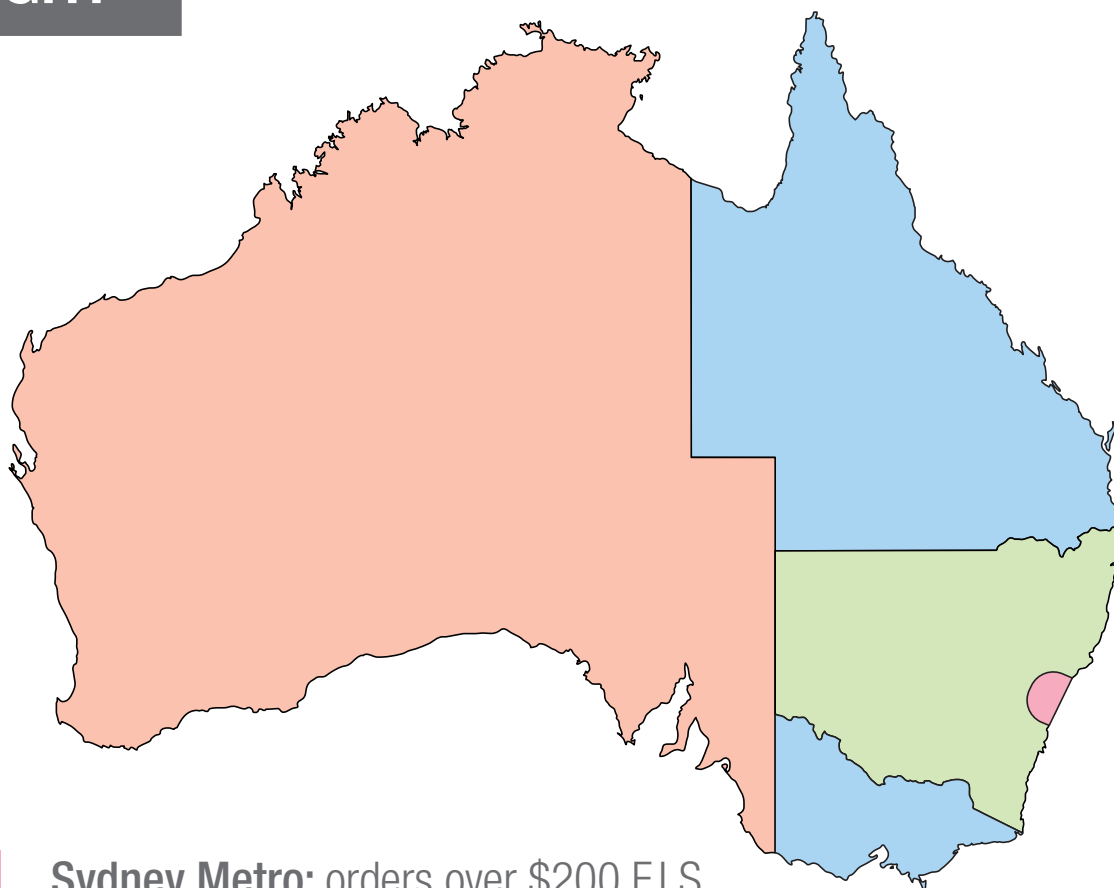
Fax: **02 8748 8611**





Email: **sales@amark.net.au**

Website: **www.amark.net.au**

Head Office and Warehouse

48 Skarratt Street, Silverwater NSW 2128

FREIGHT

-  **Sydney Metro:** orders over \$200 F.I.S
-  **NSW Country:** orders over \$250 F.I.S
-  **QLD & VIC:** orders over \$300 F.I.S
-  **P.O.A:** Please call for details.

PRIORITY ORDER FORM

Order No:		Account No:		Date:	
-----------	--	-------------	--	-------	--

Company Name: _____ Contact: _____

Delivery Address: _____

 _____ State: _____ Postcode:

--	--	--	--

Telephone No: _____ Fax No: _____

Email Address: _____

QTY	PRODUCT CODE	DESCRIPTION	UNIT PRICE \$	TOTAL \$
SPECIAL INSTRUCTIONS			Freight Fee	
			GST	
			TOTAL \$	
			AUTHORISED PERSON:	
			



MERCHANDISING

Amark provides professional merchandising systems to promote our quality products. **Ph: 1800 804 297**



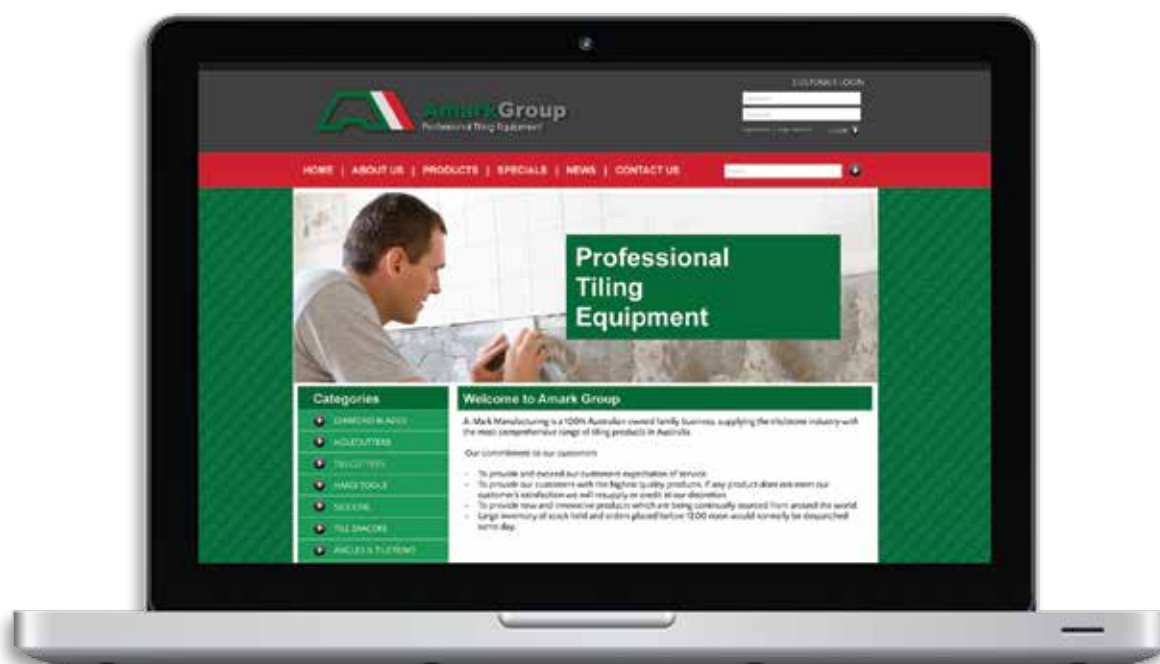
VISIT US ON THE WEB!

Amark has launched its new website that is full of exciting material. With an excellent search tool this website is informative and easy to browse.

- 🔑 Full product range
- 🔑 New product releases
- 🔑 Special offers and promotions
- 🔑 Company news
- 🔑 Shopping cart – you can now order online for express service!

With an ever expanding range of new and innovative tiling products, keeping up to date can be done by simply visiting:

www.amark.net.au



ANGLES & TILE TRIMS



ATRIM



ATRIM S/STEEL ANGLE [POLISHED]

A polished stainless steel angle for tile edge protection and an architectural finish. Available in 304 & 316 grade.

CODE	SIZE (H x LENGTH)	PACK QTY
SSAP4.5-304	4.5 x 3000mm	10
SSAP4.5-316	4.5 x 3000mm	10
SSAP6-304	6 x 3000mm	10
SSAP6-316	6 x 3000mm	10
SSAP8-304	8 x 3000mm	10
SSAP8-316	8 x 3000mm	10
SSAP10-304	10 x 3000mm	10
SSAP10-316	10 x 3000mm	10
SSAP12.5-304	12.5 x 3000mm	10
SSAP12.5-316	12.5 x 3000mm	10
SSAP15-304	15 x 3000mm	10
SSAP15-316	15 x 3000mm	10
SSAP20-304	20 x 3000mm	10
SSAP20-316	20 x 3000mm	10
SSAP22.5-304	22.5 x 3000mm	10
SSAP22.5-316	22.5 x 3000mm	10

Refer to price list page # 6.



ATRIM S/STEEL ANGLE [BRUSHED]

A brushed stainless steel angle for tile edge protection and an architectural finish. Available in 304 grade.

CODE	SIZE (H x LENGTH)	PACK QTY
SSAB4.5-304	4.5 x 3000mm	10
SSAB6-304	6 x 3000mm	10
SSAB8-304	8 x 3000mm	10
SSAB10-304	10 x 3000mm	10
SSAB12.5-304	12.5 x 3000mm	10
SSAB15-304	15 x 3000mm	10
SSAB20-304	20 x 3000mm	10
SSAB22.5-304	22.5 x 3000mm	10

Refer to price list page # 6.

ATRIM ALUMINIUM ANGLE [LIGHT]

A light gauge mill finish aluminium angle for tile edge protection.

CODE	SIZE (H x LENGTH)	PACK QTY
A8-3L	8 x 3000mm	10
A10-3L	10 x 3000mm	10
A12.5-3L	12.5 x 3000mm	10

Refer to price list page # 6.



ATRIM ALUMINIUM ANGLE [HEAVY]

A heavy gauge mill finish aluminium angle for tile edge protection.

CODE	SIZE (H x LENGTH)	PACK QTY
A4.5-1	4.5 x 1000mm	10
A4.5-3	4.5 x 3000mm	10
A6-1	6 x 1000mm	10
A6-3	6 x 3000mm	10
A8-1	8 x 1000mm	10
A8-3	8 x 3000mm	10
A9-1	9 x 1000mm	10
A9-3	9 x 3000mm	10
A10-1	10 x 1000mm	10
A10-3	10 x 3000mm	10
A11-1	11 x 1000mm	10
A11-3	11 x 3000mm	10
A12.5-1	12.5 x 1000mm	10
A12.5-3	12.5 x 3000mm	10
A15-1	15 x 1000mm	10
A15-3	15 x 3000mm	10
A18.5-1	18.5 x 1000mm	10
A18.5-3	18.5 x 3000mm	10
A22-1	22 x 1000mm	10
A22-3	22 x 3000mm	10

Refer to price list page # 6/7.





ATRIM ANGLE [MATT SILVER]

A matt silver architectural aluminium angle for tile edge protection.

CODE	SIZE (H x LENGTH)	PACK QTY
AMS6	6 x 3000mm	10
AMS8	8 x 3000mm	10
AMS10	10 x 3000mm	10
AMS11	11 x 3000mm	10
AMS12	12.5 x 3000mm	10
AMS15	15 x 3000mm	10
AMS18	18.5 x 3000mm	10
AMS22	22 x 3000mm	10

Refer to price list page # 7.



ATRIM ANGLE [BRIGHT SILVER]

A polished bright silver anodized architectural aluminium angle for tile edge protection.

CODE	SIZE (H x LENGTH)	PACK QTY
ABS6	6 x 3000mm	10
ABS8	8 x 3000mm	10
ABS9	9 x 3000mm	10
ABS10	10 x 3000mm	10
ABS11	11 x 3000mm	10
ABS12	12.5 x 3000mm	10
ABS15	15 x 3000mm	10
ABS18.5	18.5 x 3000mm	10
ABS22	22 x 3000mm	10

Refer to price list page # 7.



ATRIM ANGLE [BRUSHED]

A brushed silver aluminium angle for tile edge protection and an architectural finish.

CODE	SIZE (H x LENGTH)	PACK QTY
ABR8-3	8 x 3000mm	10
ABR10-3	10 x 3000mm	10
ABR11-3	11 x 3000mm	10
ABR12-3	12.5 x 3000mm	10
ABR15-3	15 x 3000mm	10

Refer to price list page # 7.

ATRIM ANGLE [WHITE]

Gloss white powder coated angle for tile edge protection and an architectural finish.

CODE	SIZE (H x LENGTH)	PACK QTY
A6-3WH	6 x 3000mm	10
A8-3WH	8 x 3000mm	10
A9-3WH	9 x 3000mm	10
A10-3WH	10 x 3000mm	10
A11-3WH	11 x 3000mm	10
A12.5-3WH	12.5 x 3000mm	10
A15-3WH	15 x 3000mm	10
A18.5-3WH	18.5 x 3000mm	10
A22-3WH	22 x 3000mm	10

Refer to price list page # 8.

ATRIM ANGLE [ALABASTER]

An alabaster powder coated angle for tile edge protection and an architectural finish.

CODE	SIZE (H x LENGTH)	PACK QTY
A6-3AL	6 x 3000mm	10
A8-3AL	8 x 3000mm	10
A9-3AL	9 x 3000mm	10
A10-3AL	10 x 3000mm	10
A11-3AL	11 x 3000mm	10
A12.5-3AL	12.5 x 3000mm	10
A15-3AL	15 x 3000mm	10
A18.5-3AL	18.5 x 3000mm	10
A22-3AL	22 x 3000mm	10

Refer to price list page # 8.

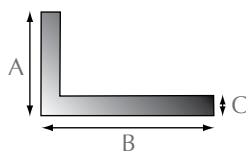
ATRIM ANGLE [BLACK]

Black powder coated angle for tile edge protection and an architectural finish.

CODE	SIZE (H x LENGTH)	PACK QTY
A6-3BL	6 x 3000mm	10
A8-3BL	8 x 3000mm	10
A9-3BL	9 x 3000mm	10
A10-3BL	10 x 3000mm	10
A11-3BL	11 x 3000mm	10
A12.5-3BL	12.5 x 3000mm	10
A15-3BL	15 x 3000mm	10
A18.5-3BL	18.5 x 3000mm	10
A22-3BL	22 x 3000mm	10

Refer to price list page # 8.





ATRIM SOLID ANGLE [MILL FINISH]

A solid mill finish tilers angle for tile edge protection.

Available in 1.6 & 3mm thickness.

CODE	SIZE (A x B x C x LENGTH)	PACK QTY
TL1	25 x 20 x 3 x 915mm	20
TL2	25 x 20 x 3 x 3660mm	25
TL3	25 x 20 x 1.6 x 915mm	25
TL4	25 x 20 x 1.6 x 3660mm	20
TL7	20 x 12 x 1.6 x 915mm	25
TL8	20 x 12 x 1.6 x 3660mm	25
TL9	32 x 32 x 3 x 3660mm	10
TL9S	32 x 32 x 3 x 915mm	25
TL10	40 x 25 x 3 x 3660mm	10
TL10S	40 x 25 x 3 x 915mm	25
TL11	32 x 20 x 1.6 x 3250mm	20
TL11S	32 x 20 x 1.6 x 1083mm	10
TL12	40 x 20 x 1.6 x 3250mm	10
TL13	40 x 40 x 1.6 x 3250mm	10
TL14	40 x 40 x 3 x 3250mm	5
TL15	50 x 50 x 1.6 x 3250mm	10
TL16	50 x 50 x 3 x 3250mm	10
POLISHED BRIGHT SILVER		
TL13PBS	40 x 40 x 1.6 x 3250mm	10
TL15PBS	50 x 50 x 1.6 x 3250mm	10

Refer to price list page # 8/9.

ATRIM ANGLE [FORMABLE]

An architectural formable angle for curved tiling etc.
Available in mill finish, matt silver and bright silver.

CODE	SIZE	PACK QTY
FAMF8	8 x 3000mm	10
FAMF10	10 x 3000mm	10
FAMF12	12 x 3000mm	10
FAMF15	15 x 3000mm	10
FABS6	6 x 2500mm	10
FABS8	8 x 2500mm	10
FABS10	10 x 2500mm	10
FABS12	12 x 3000mm	10
FABS15	15 x 3000mm	10
FABS18	18 x 3000mm	10
FAMS6	6 x 2500mm	10
FAMS8	8 x 2500mm	10
FAMS10	10 x 2500mm	10
FAMS12	12 x 3000mm	10
FAMS18	18 x 2500mm	10
FAMS22	22 x 2500mm	10

MF= Mill Finish, BS= Bright Silver, MS= Matt Silver. Refer to price list page # 9.



Formable to
any shape



ATRIM ANGLE [BRASS]

A heavy duty perforated brass angle for tile edge protection.

CODE	SIZE (H x LENGTH)	PACK QTY
B8-1	8 x 1000mm	10
B8-3	8 x 3000mm	10
B10-1	10 x 1000mm	10
B10-3	10 x 3000mm	10
B12.5-1	12.5 x 1000mm	10
B12.5-3	12.5 x 3000mm	10

Refer to price list page # 9.



ATRIM SQUARE EDGE [S/STEEL POLISHED]

A polished stainless steel square edge tile trim for tile edge protection and an architectural finish. Available in 304 & 316 grade.

CODE	SIZE (H x LENGTH)	PACK QTY
SSSQP6-304	6 x 3000mm	10
SSSQP6-316	6 x 3000mm	10
SSSQP8-304	8 x 3000mm	10
SSSQP8-316	8 x 3000mm	10
SSSQP10-304	10 x 3000mm	10
SSSQP10-316	10 x 3000mm	10
SSSQP12-304	12 x 3000mm	10
SSSQP12-316	12 x 3000mm	10
SSSQP15-304	15 x 3000mm	10
SSSQP15-316	15 x 3000mm	10

Refer to price list page # 10.



ATRIM SQUARE EDGE [S/STEEL BRUSHED]

A brushed stainless steel square edge trim for tile edge protection and an architectural finish. Available in 304 grade.

CODE	SIZE (H x LENGTH)	PACK QTY
SSSQB6-304	6 x 3000mm	10
SSSQB8-304	8 x 3000mm	10
SSSQB10-304	10 x 3000mm	10
SSSQB12-304	12 x 3000mm	10
SSSQB15-304	15 x 3000mm	10

Refer to price list page # 10.



ATRIM SQUARE EDGE [BRIGHT SILVER]

A high quality aluminium tile trim for tile edge protection and an architectural finish. Polished chemically brightened and anodized.

CODE	SIZE (H x LENGTH)	PACK QTY
SQBS6	6 x 3000mm	10
SQBS8	8 x 3000mm	10
SQBS10	10 x 3000mm	10
SQBS12	12 x 3000mm	10

Refer to price list page # 10.



ATRIM SQUARE EDGE [MATT SILVER]

A high quality aluminium tile trim for tile edge protection and an architectural finish. Matt Silver finish.

CODE	SIZE (H x LENGTH)	PACK QTY
SQMS6	6 x 3000mm	10
SQMS8	8 x 3000mm	10
SQMS10	10 x 3000mm	10
SQMS12	12 x 3000mm	10

Refer to price list page # 10.



ATRIM SQUARE EDGE [ENCLOSED]

A high quality fully enclosed aluminium tile trim for tile edge protection. Polished bright silver finish.

CODE	SIZE (H x LENGTH)	PACK QTY
SQECBS6	6 x 3000mm	10
SQECBS8	8 x 3000mm	10
SQECBS10	10 x 3000mm	10
SQECBS12	12 x 3000mm	10
SQECBS15	15 x 3000mm	10

Refer to price list page # 10.





ATRIM SQUARE EDGE [ENCLOSED]

A high quality fully enclosed aluminium tile trim for tile edge protection. Matt Silver finish.

CODE	SIZE (H x LENGTH)	PACK QTY
SQECMS6	6 x 3000mm	10
SQECMS8	8 x 3000mm	10
SQECMS10	10 x 3000mm	10
SQECMS12	12 x 3000mm	10
SQECMS15	15 x 3000mm	10

Refer to price list page # 10.



ATRIM SQUARE EDGE [ENCLOSED]

An architectural brushed aluminium square edge trim for tile edge protection.

CODE	SIZE (H x LENGTH)	PACK QTY
SQBRU8	8 x 3000mm	10
SQBRU10	10 x 3000mm	10
SQBRU12	12 x 3000mm	10
SQBRU15	15 x 3000mm	10

Refer to price list page # 11.



ATRIM SQUARE EDGE [WHITE]

An aluminium enclosed square edge trim. Powder coated gloss white for an architectural finish and tile edge protection.

CODE	SIZE (H x LENGTH)	PACK QTY
SQW6	8 x 3000mm	10
SQW8	10 x 3000mm	10
SQW10	12 x 3000mm	10
SQW12	15 x 3000mm	10

Refer to price list page # 11.

ATRIM SQUARE EDGE [ALABASTER]

An aluminium enclosed square edge trim. Powder coated alabaster for tile edge protection and an architectural finish.

CODE	SIZE (H x LENGTH)	PACK QTY
SQAL6	6 x 3000mm	10
SQAL8	8 x 3000mm	10
SQAL10	10 x 3000mm	10
SQAL12	12 x 3000mm	10

Refer to price list page # 11.



ATRIM SQUARE EDGE [BLACK]

An aluminium black powder coated square edge trim for an architectural finish and tile edge protection.

CODE	SIZE (H x LENGTH)	PACK QTY
SQBL6	6 x 3000mm	10
SQBL8	8 x 3000mm	10
SQBL10	10 x 3000mm	10
SQBL12	12 x 3000mm	10

Refer to price list page # 11.



ATRIM S/STEEL CORNER PIECE [POLISHED]

A polished stainless steel corner piece to suit stainless steel square edge trim. 316 grade.

CODE	SIZE	PACK QTY
SSQCPE6	6mm	1
SSQCPE8	8mm	1
SSQCPE10	10mm	1
SSQCPE12	12mm	1
SSQCPE15	15mm	1

Refer to price list page # 11.





ATRIM S/STEEL CORNER PIECE [BRUSHED]

A brushed stainless steel corner piece to suit stainless steel square edge trim. 316 grade.

CODE	SIZE	PACK QTY
SSQCB6	6mm	1
SSQCB8	8mm	1
SSQCB10	10mm	1
SSQCB12	12mm	1
SSQCB15	15mm	1

Refer to price list page # 11.



ATRIM CORNER PIECE [ALUMINIUM]

An aluminium corner piece to suit square edge trims. Suits both open and enclosed trims. Available in bright silver (BS) and matt silver (MS).

CODE	SIZE	PACK QTY
ASQCP6	6mm	1
ASQCP8	8mm	1
ASQCP10	10mm	1
ASQCP12	12mm	1
ASQCP15	15mm	1

Refer to price list page # 11/12.



ATRIM CORNER PIECE [WHITE]

A white powder coated corner piece to suit SQW square trims.

CODE	SIZE	PACK QTY
SQWCP6	6mm	1
SQWCP8	8mm	1
SQWCP10	10mm	1
SQWCP12	12mm	1

Refer to price list page # 12.

ATRIM CORNER PIECE [ALABASTER]

An alabaster powdercoated corner piece to suit SQAL square trims.

CODE	SIZE	PACK QTY
SQALCP6	6mm	1
SQALCP8	8mm	1
SQALCP10	10mm	1
SQALCP12	12mm	1

Refer to price list page # 12.



ATRIM CORNER PIECE [BLACK]

A black powdercoated corner piece to suit SQBL square trims.

CODE	SIZE	PACK QTY
SQBLCP6	6mm	1
SQBLCP8	8mm	1
SQBLCP10	10mm	1
SQBLCP12	12mm	1

Refer to price list page # 12.



ATRIM ROUND EDGE [S/STEEL POLISHED]

A polished stainless steel round edge trim for an architectural finish. Available in 304 and 316 grade.

CODE	SIZE (H x LENGTH)	PACK QTY
SSRP8-304	8 x 3000mm	10
SSRP8-316	8 x 3000mm	10
SSRP10-304	10 x 3000mm	10
SSRP10-316	10 x 3000mm	10
SSRP12-304	12 x 3000mm	10
SSRP12-316	12 x 3000mm	10

Refer to price list page # 12.





ATRIM ROUND EDGE [S/STEEL BRUSHED]

A brushed stainless steel round edge trim for an architectural finish. Available in 304 grade.

CODE	SIZE (H x LENGTH)	PACK QTY
SSRB8-304	8 x 3000mm	10
SSRB10-304	10 x 3000mm	10
SSRB12-304	12 x 3000mm	10

Refer to price list page # 12.



ATRIM ROUND EDGE [BRIGHT SILVER]

A high quality aluminium round edge tile trim for tile edge protection and an architectural finish. Polished, chemically brightened and anodised.

CODE	SIZE (H x LENGTH)	PACK QTY
PTS6-3	6 x 3000mm	10
PTS8-3	8 x 3000mm	10
PTS10-3	10 x 3000mm	10
PTS12-3	12 x 3000mm	10

Refer to price list page # 12.



ATRIM ROUND EDGE [MATT SILVER]

A high quality aluminium matt silver round edge tile trim for tile edge protection and an architectural finish. Matt Silver finish.

CODE	SIZE (H x LENGTH)	PACK QTY
MTS6-3	6 x 3000mm	10
MTS8-3	8 x 3000mm	10
MTS10-3	10 x 3000mm	10
MTS12-3	12 x 3000mm	10

Refer to price list page # 12.



ATRIM CORNER PIECE [S/STEEL EXTERNAL]

An external stainless steel piece to suit stainless steel round edge trims. Available in polished and brushed finish. 316 grade.

CODE	SIZE	SUITS	PACK QTY
SSRCBE8	8mm	External	1
SSRCPE8	8mm	External	1
SSRCPE10	10mm	External	1
SSRCBE10	10mm	External	1
SSRCPE12	12mm	External	1
SSRCBE12	12mm	External	1

Refer to price list page # 13.



ATRIM CORNER PIECE [INTERNAL]

An internal stainless steel corner piece to suit stainless steel round edge trim. Available in polished and brushed finish. 316 grade.

CODE	SIZE	SUITS	PACK QTY
SSRCPI8	8mm	Internal	1
SSRCBI8	8mm	Internal	1
SSRCPI10	10mm	Internal	1
SSRCBI10	10mm	Internal	1
SSRCPI12	12mm	Internal	1
SSRCBI12	12mm	Internal	1

Refer to price list page # 13.



ATRIM INTERNAL CORNER PIECE

A round aluminium internal corner piece to suit round edge PTS, MTS and BTS trims. Available in Bright Silver (BS), Matt Silver (MS) and Brushed Silver (BRU).

CODE	SIZE	PACK QTY
ICP6	6mm	1
ICP8	8mm	1
ICP10	10mm	1
ICP12	12mm	1

Refer to price list page # 13/14.





A-TRIM EXTERNAL CORNER PIECE

A round aluminium external corner piece to suit round edge PTS, MTS and BTS trims. Available in Bright Silver (BS), Matt Silver (MS) and Brushed Silver (BRU).

CODE	SIZE	PACK QTY
ECP6	6mm	1
ECP8	8mm	1
ECP10	10mm	1
ECP12	12mm	1

Refer to price list page # 14.



A-TRIM ROUND EDGE [PVC]

A high quality PVC round edge trim for tile edge protection and an architectural finish. Available in six contemporary colours.

CODE	SIZE (H x LENGTH)	PACK QTY
TT6	6 x 2500mm	25
TT8.5	8.5 x 2500mm	25
TT10.5	10.5 x 2500mm	25
TT12	12 x 2500mm	25

Refer to price list page # 14/15.



A-TRIM TRIANGULAR S/STEEL [POLISHED]

A unique corner trim ideally suited to wall tiles.

Available in 304 & 316 grade.

CODE	SIZE (H x LENGTH)	PACK QTY
SSCTP8-304	8 x 3000mm	10
SSCTP8-316	8 x 3000mm	10
SSCTP10-304	10 x 3000mm	10
SSCTP10-316	10 x 3000mm	10
SSCTP12-304	12 x 3000mm	10
SSCTP12-316	12 x 3000mm	10

Refer to price list page # 15.



ATRIM TRIANGULAR S/STEEL [BRUSHED]

A unique brushed corner trim ideally suited to wall tiles.

Available in 304 grade.

CODE	SIZE (H x LENGTH)	PACK QTY
SSCTB8-304	8 x 3000mm	10
SSCTB10-304	10 x 3000mm	10
SSCTB12-304	12 x 3000mm	10

Refer to price list page # 15.

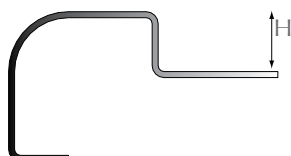


ATRIM CORNER PROTECTOR [POLISHED]

A unique polished corner protection profile ideal for commercial finishes. Available in 316 grade Stainless Steel.

CODE	SIZE (H x LENGTH)	PACK QTY
SCP10-316	10 x 3000mm	10
SCP12-316	12 x 3000mm	10

Refer to price list page # 16.




ATRIM CORNER PROTECTOR [BRUSHED]

A unique brushed corner protection profile ideal for commercial finishes. Available in 316 grade.

CODE	SIZE (H x LENGTH)	PACK QTY
SCB10-316	10 x 3000mm	10
SCB12-316	12 x 3000mm	10

Refer to price list page # 16.



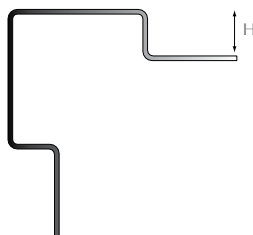


ATRIM CORNER PROTECTOR [POLISHED]

A unique polished corner protection profile ideal for commercial finishes. Available in 316 grade.

CODE	SIZE (H x LENGTH)	PACK QTY
SQCP10-316	10 x 3000mm	10
SQCP12-316	12 x 3000mm	10

Refer to price list page # 16.

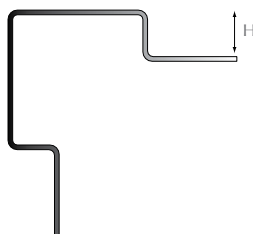


ATRIM CORNER PROTECTOR [BRUSHED]

A unique square brushed corner protection profile ideal for commercial finishes. Available in 316 grade.

CODE	SIZE (H x LENGTH)	PACK QTY
SQCB10-316	10 x 3000mm	10
SQCB12-316	12 x 3000mm	10

Refer to price list page # 16.

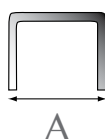


ATRIM LISTELLO [S/STEEL POLISHED]

A stainless steel decorative listello for an architectural feature between tiles. Available in 304 grade.

CODE	SIZE (A x LENGTH)	PACK QTY
LSS10-304	10 x 3000mm	10
LSS15-304	15 x 3000mm	10

Refer to price list page # 16.

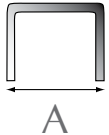


ATRIM LISTELLO [S/STEEL BRUSHED]

A brushed stainless steel listello for an architectural feature between tiles. Available in 304 grade.

CODE	SIZE (A x LENGTH)	PACK QTY
LSSB10-304	10 x 3000mm	10
LSSB15-304	15 x 3000mm	10

Refer to price list page # 16.



ATRIM LISTELLO [ALUMINIUM]

A high quality square aluminium listello trim. Available in Bright Silver (BS) and Matt Silver (MS).

CODE	SIZE	PACK QTY
LBS10	10 x 2500mm	10
LMS10	10 x 2500mm	10
LBS30	30 x 2500mm	10
LMS30	30 x 2500mm	10
LBS50	50 x 2500mm	10
LMS50	50 x 2500mm	10

Refer to price list page # 16/17.



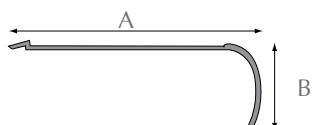
ATRIM BALCONY EDGE [ALUMINIUM]

A decorative trim for balcony edges available in anodised Matt Silver (MS) and Mill Finish (MF). Can be powdercoated to any colour.

CODE	SIZE	PACK QTY
BE12MS	12 x 30 x 2500mm	10
BE12MF	12 x 30 x 2500mm	10

Refer to price list page # 17.





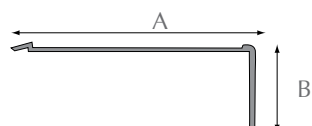
ATRIM STAIR TREAD [BULLNOSE]

An aluminium bullnose stair tread for new or existing step protection complete with rubber insert and adhesive tape.

Available in Matt Silver with black insert.

CODE	SIZE (A x B x LENGTH)	PACK QTY
STBNPU-Outdoor	73 x 30 x 4000mm	1
STBNPVC-Indoor	73 x 30 x 4000mm	1

Refer to price list page # 17.




ATRIM STAIR TREAD [SQUARE]

An aluminium square nose stair tread for new or existing step protection complete with rubber insert and adhesive tape.

Available in Matt Silver finish with black insert.

CODE	SIZE (A x B x LENGTH)	PACK QTY
STSNPU-Outdoor	73 x 30 x 4000mm	1
STSnpvc-Indoor	73 x 30 x 4000mm	1

Refer to price list page # 17.



ATRIM TRANSITION TRIM [ALUMINIUM]

A sloping stepless transition trim for use between tiles and other floor coverings.

CODE	SIZE (A x LENGTH)	PACK QTY
ATT8	8 x 3000mm	5
ATT10	10 x 3000mm	5
ATT12	12 x 3000mm	5
ATT15	15 x 3000mm	5


Refer to price list page # 17.

ATRIM MULTI PURPOSE TRIM

A flexible trim designed for use with flooring materials of different types or heights. Supplied with a PVC edge cap that contours to match adjoining surfaces. Available in Black, Grey and Brown.

CODE	SIZE	PACK QTY
MPT7108	3300mm	1

Refer to price list page # 17.

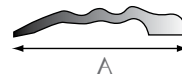


ATRIM CARPET TRIM [RIBBED]

An anodised aluminium carpet trim for covering joints between tiles and carpet supplied with fixing nails. Available in Bright Silver (S) and Bright Gold (G).

CODE	SIZE (A x LENGTH)	PACK QTY
RCTS8	30 x 820mm	10
RCTG8	30 x 820mm	10
RCTS3.3	30 x 3300mm	10
RCTG3.3	30 x 3300mm	10

Refer to price list page # 17.



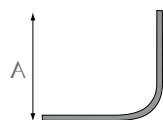
ATRIM FLAT BAR

Architectural mill finish flat bar. Other sizes and finishes available upon request.

CODE	SIZE	PACK QTY
AF1	25 x 3 x 4000mm	10
AF2	25 x 1.6 x 4000mm	10
AF3	20 x 3 x 4000mm	10
AF4	20 x 1.6 x 4000mm	10
AF5	12 x 3 x 4000mm	10
AF6	12 x 1.6 x 4000mm	10
AF7	40 x 3 x 4000mm	10
AF8	50 x 3 x 4000mm	10
AF10	10 x 3 x 4000mm	10
AF11	32 x 3 x 4000mm	10

Refer to price list page # 17.



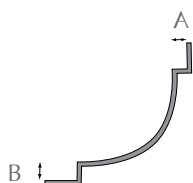


ATRIM ALL PURPOSE COVE

An all purpose cove trim for use where a radius is required on existing floors. Available in Off White and Mill Finish.

CODE	SIZE	PACK QTY
APCOW	50 x 3250mm	10
APCMF	50 x 3250mm	10

Refer to price list page # 18.



ATRIM COVE TRIM

A tile in cove trim for internal corners to suit commercial kitchens etc. Available in White (W), Bright Silver (BS) Matt Silver (MS) and Mill Finish (MF).


CODE	SIZE	PACK QTY
CTW108	10 x 8 x 3000mm	5
CTMS108	10 x 8 x 3000mm	5
CTBS108	10 x 8 x 3000mm	5
CTMF108	10 x 8 x 3000mm	5
CTW1010	10 x 10 x 3000mm	5
CTMS1010	10 x 10 x 3000mm	5
CTBS1010	10 x 10 x 3000mm	5
CTMF1010	10 x 10 x 3000mm	5
CTW1012	10 x 12 x 3000mm	5
CTMS1012	10 x 12 x 3000mm	5
CTBS1012	10 x 12 x 3000mm	5
CTMF1012	10 x 12 x 3000mm	5
CTW1212	12 x 12 x 3000mm	5
CTMS1212	12 x 12 x 3000mm	5
CTBS1212	12 x 12 x 3000mm	5
CTMF1212	12 x 12 x 3000mm	5

Refer to price list page # 18.

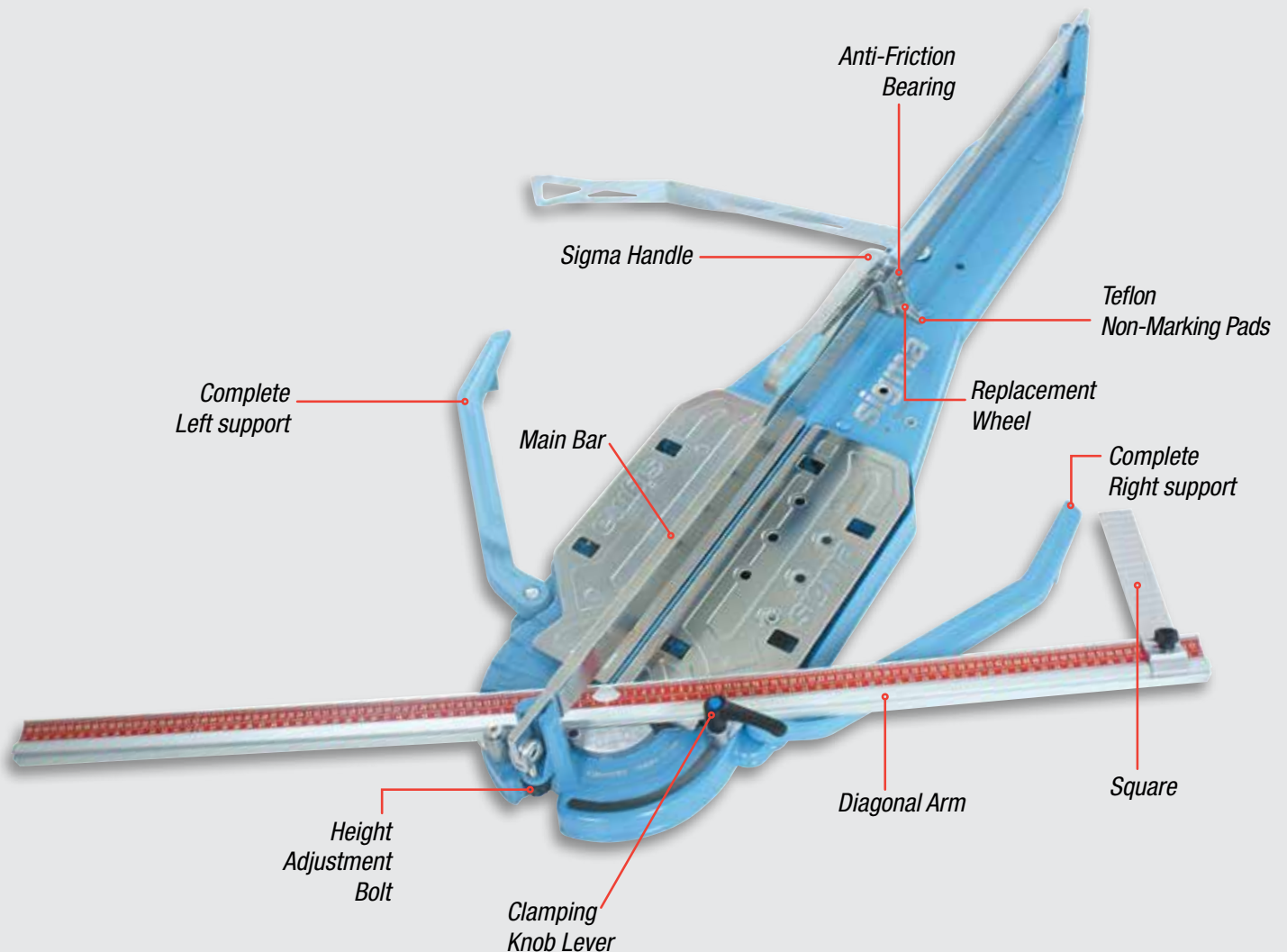


AmarkGroup
Professional Tiling Equipment

TILE CUTTERS



SIGMA TILECUTTER REPLACEMENT PARTS GUIDE



SIGMA TILECUTTER [330MM]

A pull action heavy duty tilecutter with a replaceable 12mm scoring wheel.

CODE	STRAIGHT —	DIAGONAL ◆	THICKNESS =
ART 7A	330mm	240mm	15mm

REPLACEMENT PARTS

ART 14A	12mm Replaceable Tungsten Wheel
ART 14T	12mm Replaceable Titanium Wheel
ART 24B	Sigma Handle
ART 19	Square (Optional)

Refer to price list page # 18.



SIGMA TILECUTTER [350MM]


A pull action heavy duty tilecutter with adjustable height settings and a replaceable scoring wheel.

CODE	STRAIGHT —	DIAGONAL ◆	THICKNESS =
ART 6	350mm	250mm	15mm

REPLACEMENT PARTS

ART 14A	12mm Replaceable Tungsten Wheel
ART 14T	12mm Replaceable Titanium Wheel
ART 24E	Sigma Handle
104033	Teflon Non-Marking Pad
108320	Anti-Friction Bearing
ART 19	Square
ART 17	Extension Arm
ART 39	Main Bar
ART 20	Height Adjustment Bolt

Refer to price list page # 18.



SIGMA TILECUTTER [370MM]

A pull action heavy duty tilecutter with a replaceable scoring wheel.


CODE	STRAIGHT —	DIAGONAL ◆	THICKNESS =
ART 7F	370mm	260mm	15mm

REPLACEMENT PARTS

ART 14A	12mm Replaceable Tungsten Wheel
ART 14T	12mm Replaceable Titanium Wheel
ART 24F	Sigma Handle
ART 19F	Square (Optional)
108335	Anti-Friction Bearing
ART 39H	Main Bar
104039	Teflon Non-Marking Pad

Refer to price list page # 18.





SIGMA TILECUTTER [370MM]


A pull action heavy duty tilecutter with a diagonal arm that swivels from 0°-45° in both directions, scoring wheel is replaceable.

CODE	STRAIGHT —	DIAGONAL ◆	THICKNESS =
ART 2G	370mm	260mm	15mm

REPLACEMENT PARTS

ART 14A	12mm Replaceable Tungsten Wheel
ART 14T	12mm Replaceable Titanium Wheel
ART 24F	Sigma Handle
104039	Teflon Non-Marking Pad
108335	Anti-Friction Bearing
ART 90DG	Diagonal Arm
ART 19C	Square
108616	Clamping Knob Lever
ART 39H	Main Bar

Refer to price list page # 18.



SIGMA TILECUTTER [500MM]

A pull action heavy duty tilecutter with adjustable height settings and a replaceable scoring wheel.

CODE	STRAIGHT —	DIAGONAL ◆	THICKNESS =
ART 5	500mm	350mm	20mm

REPLACEMENT PARTS

ART 14A	12mm Replaceable Tungsten Wheel
ART 14T	12mm Replaceable Titanium Wheel
ART 24E	Sigma Handle
ART 19	Square (Optional)
ART 17	Extension Arm
ART 20	Height Adjustment Bolt
ART 38	Main Bar
104033	Teflon Non-Marking Pad


Refer to price list page # 18.

SIGMA TILECUTTER [500MM]

A pull action heavy duty tilecutter with adjustable height settings and a replaceable scoring wheel this tile cutter is specifically designed for cutting mosaic tiles.

CODE	STRAIGHT —	DIAGONAL ◆	THICKNESS =
ART 5M	500mm	350mm	20mm
REPLACEMENT PARTS			
ART 14M	Mosaic Scoring Wheel		
ART 24E	Sigma Handle		
ART 19M	Square		
ART 17	Extension Arm		
ART 20	Height Adjustment Bolt		
ART 38	Main Bar		
104033	Teflon Non-Marking Pad		

Refer to price list page # 18.





SIGMA TILECUTTER [510MM]

A pull action heavy duty tilecutter with adjustable height settings and a replaceable scoring wheel and a diagonal arm that swivels from 0°-45°.

CODE	STRAIGHT —	DIAGONAL ◆	THICKNESS =
ART 5A	510mm	360mm	20mm
REPLACEMENT PARTS			
ART 14A	12mm Replaceable Tungsten Wheel		
ART 14T	12mm Replaceable Titanium Wheel		
ART 24E	Sigma Handle		
104033	Teflon Non-Marking Pad		
ART 90B	Diagonal Arm		
ART 19A	Square		
10164	Ball Bearing		
ART 38A	Main Bar		
ART 20	Height Adjustment Bolt		
ART 92	Clamping Knob		

Refer to price list page # 18.





SIGMA TILECUTTER [530MM]

A pull action heavy duty tilecutter with adjustable height settings and a diagonal arm that swivels from 0°-45° in both directions. Scoring wheel is replaceable.

CODE	STRAIGHT —	DIAGONAL ◆	THICKNESS =
ART 3A	530mm	370mm	20mm

REPLACEMENT PARTS

ART 14A	12mm Replaceable Tungsten Wheel
ART 14T	12mm Replaceable Titanium Wheel
ART 24E	Sigma Handle
104033	Teflon Non-Marking Pad
10164	Ball Bearing
ART 90LA	Diagonal Arm
ART 19D	Square
108621	Clamping Knob Lever
ART 20	Height Adjustment Bolt
ART 39I	Main Bar

Refer to price list page # 18.



SIGMA TILECUTTER [630MM]

A pull action heavy duty tilecutter with adjustable height settings and a diagonal arm that swivels from 0°-45° in both directions. Scoring wheel is replaceable.

CODE	STRAIGHT —	DIAGONAL ◆	THICKNESS =
ART 3B	630mm	440mm	20mm

REPLACEMENT PARTS

ART 14A	12mm Replaceable Tungsten Wheel
ART 14T	12mm Replaceable Titanium Wheel
ART 24E	Sigma Handle
104033	Teflon Non-Marking Pad
10164	Ball Bearing
ART 90LB	Diagonal Arm
ART 19D	Square
108621	Clamping Knob Lever
ART 20	Height Adjustment Bolt
ART 39L	Main Bar

Refer to price list page # 18.

SIGMA TILECUTTER [660MM]


A compact pull action tilecutter with a diagonal arm that swivels from 0°-45° in both directions.

Scoring wheel is replaceable.

CODE	STRAIGHT —	DIAGONAL ◆	THICKNESS =
ART 2B3	660mm	460mm	16mm

REPLACEMENT PARTS	
ART 14A	12mm Replaceable Tungsten Wheel
ART 14T	12mm Replaceable Titanium Wheel
ART 24C	Sigma Handle
104032	Teflon Non-Marking Pad
108320	Anti-Friction Bearing
ART 90D3	Diagonal Arm
ART 19B3	Square
108612	Clamping Knob
ART 39E	Main Bar

Refer to price list page # 18.



SIGMA TILECUTTER [750MM]


A pull action heavy duty tilecutter with adjustable height settings and a diagonal arm that swivels from 0°-45° in both directions.


Scoring wheel is replaceable.

CODE	STRAIGHT —	DIAGONAL ◆	THICKNESS =
ART 3C	750mm	530mm	20mm

REPLACEMENT PARTS	
ART 14A	12mm Replaceable Tungsten Wheel
ART 14T	12mm Replaceable Titanium Wheel
ART 24AE	Sigma Handle
104033	Teflon Non-Marking Pad
10164	Ball Bearing
ART 90LC	Diagonal Arm
ART 19D	Square
108621	Clamping Knob Lever
ART 20A	Height Adjustment Bolt
104064	Complete Left Support Arm
ART 39B	Main Bar

Refer to price list page # 18.





SIGMA TILECUTTER [750MM]

A pull action heavy duty tilecutter with adjustable height settings and a diagonal arm that swivels from 0°-45°.

Scoring wheel is replaceable.

CODE	STRAIGHT —	DIAGONAL ◆	THICKNESS =
ART 4A	750mm	520mm	20mm

REPLACEMENT PARTS

ART 14A	12mm Replaceable Tungsten Wheel
ART 14T	12mm Replaceable Titanium Wheel
ART 24AE	Sigma Handle
104033	Teflon Non-Marking Pad
10164	Ball Bearing
ART 90	Diagonal Arm
ART 19A	Square
ART 92	Clamping Knob
ART 20A	Height Adjustment Bolt
ART 39B	Main Bar

Refer to price list page # 18.



SIGMA TILECUTTER [930MM]

A pull action heavy duty tilecutter with adjustable height settings and a diagonal arm that swivels from 0°-45° in both directions.

Scoring wheel is replaceable.

CODE	STRAIGHT —	DIAGONAL ◆	THICKNESS =
ART 3D	930mm	650mm	20mm

REPLACEMENT PARTS

ART 14A	12mm Replaceable Tungsten Wheel
ART 14T	12mm Replaceable Titanium Wheel
ART 24AE	Sigma Handle
104033	Teflon Non-Marking Pad
10164	Ball Bearing
ART 90LD	Diagonal Arm
ART 19D	Square
108621	Clamping Knob
104064	Complete Left Support Arm
ART 20A	Height Adjustment Bolt

Refer to price list page # 19.

SIGMA TILECUTTER [1280MM]

A pull action heavy duty tilecutter with adjustable height settings and a diagonal arm that swivels from 0°-45° in both directions.


Scoring wheel is replaceable.

CODE	STRAIGHT —	DIAGONAL ◆	THICKNESS =
ART 3EM	1280mm	900mm	20mm

REPLACEMENT PARTS

ART 14MX	19mm Replaceable Tungsten Wheel
ART 24M15	Sigma Handle
104058	Teflon Non-Marking Pad
108335	Anti-Friction Bearing
ART 90LE	Diagonal Arm
ART 19D	Square
108621	Clamping Knob Lever
104064	Complete Left Support Arm
104065	Complete Right Support Arm
1079119	Front Left Support Arm

Refer to price list page # 19.



SIGMA TILECUTTER [1510MM]

A large pull action heavy duty tilecutter with adjustable height settings and a diagonal arm that swivels from 0°-45° in both directions.

Scoring wheel is replaceable

CODE	STRAIGHT —	DIAGONAL ◆	THICKNESS =
ART 3FM	1510mm	1060mm	20mm

REPLACEMENT PARTS

ART 14MX	19mm Replaceable Tungsten Wheel
ART 24M20	Sigma Handle
104058	Teflon Non-Marking Pad
108335	Anti-Friction Bearing
ART 90LE	Diagonal Arm
ART 19D	Square
108621	Clamping Knob Lever
104064	Complete Left Support Arm
104065	Complete Right Support Arm
1079119	Front Left Support Arm
283	Front Right Hand Support

Refer to price list page # 19.





SIGMA CARRY CASE

A robust carry case for manual Sigma tilecutters with wheels for ease of transport and maneuverability.

CODE	SUITS	PACK QTY
ART 43	ART 2A, 2B, 3A, 3B, 3C, 4A, 5, 5A, 5M, 6	1

Refer to price list page # 19.



**5 YEAR
WARRANTY**

SIGMA KERA-CUT [1520MM]

The all new Kera-Cut system is specially designed for simple cutting of the large format tiles. The Kera-Cut system is able to cut laminated tiles, pressed tiles and large sheets of glass. Constructed of anodized aluminum and stainless steel ensures an accurate cut. The system is kept in place on the tile by either the suction caps or the lateral turning supports, non-slip rubber on the bottom of the cutting bar also ensures excellent grip during the scoring process.

All Sigma Kera-Cut systems are covered by a five year warranty.

CODE	STRAIGHT —	THICKNESS =
ART 8C	1520mm	10mm

REPLACEMENT PARTS

ART 14K	19mm Replaceable Scoring Wheel
---------	--------------------------------

Refer to price list page # 19.



**5 YEAR
WARRANTY**

SIGMA KERA-CUT [3010MM]

The all new Kera-Cut system is specially designed for simple cutting of the large format tiles on today's market that reach sizes of 3000 x 1500mm. The Kera-Cut system is able to cut laminated tiles, pressed tiles and large sheets of glass. Constructed of anodized aluminum and stainless steel ensures an accurate cut. The system is kept in place on the tile by either the suction caps or the lateral turning supports, non-slip rubber on the bottom of the cutting bar also ensures excellent grip during the scoring process.

All Sigma Kera-Cut systems are covered by a five year warranty.

CODE	STRAIGHT —	THICKNESS =
ART 8E	3010mm	10mm

REPLACEMENT PARTS

ART 14K	19mm Replaceable Scoring Wheel
---------	--------------------------------


Refer to price list page # 19.

RODIA S/STEEL TILECUTTER

This professional stainless steel tilecutter has unparalleled quality in today's tilecutting market. One hand scoring and breaking ensures this cutter is simple to use. Comes complete with carry case and has a massive 1000kg breaking power.

CODE	STRAIGHT —	DIAGONAL ◆	THICKNESS =
R.00.10.050	500mm	350mm	20mm

Refer to price list page # 20.



RODIA S/STEEL TILECUTTER

This professional stainless steel tilecutter has unparalleled quality in today's tile cutting market. One hand scoring and breaking ensures this cutter is simple to use. Comes complete with carry case and has a massive 1300 kg breaking power.

CODE	STRAIGHT —	DIAGONAL ◆	THICKNESS =
R.00.10.075	750mm	530mm	20mm

Refer to price list page # 20.



RODIA SPIDER TILECUTTER

The new Rodia Spider cutter is specially designed for cutting of large format tiles with an integrated roller system which helps the operator place and remove large tiles easily. With a massive 2000kg breaking power this cutter comes complete with a carry case, carry handle and transportation wheels.

CODE	STRAIGHT —	DIAGONAL ◆	THICKNESS =
R.00.10.090	900mm	600mm	20mm

Refer to price list page # 20.



RODIA SPIDER TILECUTTER

The new Rodia Spider cutter is specially designed for cutting of large format tiles with an integrated roller system which helps the operator place and remove large tiles easily. With a massive 2000 kg breaking power this cutter comes complete with a carry case, carry handle and transportation wheels.

CODE	STRAIGHT —	DIAGONAL ◆	THICKNESS =
R.00.10.120	1200mm	840mm	20mm

Refer to price list page # 20.





ECONOMICAL TILECUTTER

A low cost twin rail tilecutter perfect for the occasional user.

CODE	STRAIGHT —	DIAGONAL ♦	THICKNESS =
TC300	300 mm	210 mm	8mm
59607	15mm Replaceable Cutting Wheel		

Refer to price list page # 21.



HANDYMAN TILECUTTER

Useful twin rail cutter mounted on sturdy steel base with a replaceable cutting wheel.

CODE	STRAIGHT —	DIAGONAL ♦	THICKNESS =
U43	430mm	300mm	12mm
U60	600mm	420mm	12mm
59607	15mm Replaceable Cutting Wheel		

Refer to price list page # 21.



CLINKER TILECUTTER

A heavy duty twin rail clinker cutter that incorporates a ball bearing system in the handle for smooth positive use also includes a replaceable cutting wheel.

CODE	STRAIGHT —	DIAGONAL ♦	THICKNESS =
CL46	460mm	320mm	12mm
CL66	660mm	450mm	12mm
59602	22mm Replaceable Cutting Wheel		

Refer to price list page # 21.

PREMIUM RODIA SCORING WHEEL

Replacement tungsten scoring wheels for manual Rodia cutters and Spider series. (Also suits RUBI Tilecutters)

CODE	SIZE	SUITS	PACK QTY
R.00.10.006	6mm	R.00.10.050	10
		R.00.10.075	
		R.00.10.090	
		R.00.10.120	
R.00.10.010	10mm	R.00.10.050	10
		R.00.10.075	
		R.00.10.090	
		R.00.10.120	
R.00.10.018	18mm	R.00.10.050	10
		R.00.10.075	
		R.00.10.090	
		R.00.10.120	

Refer to price list page # 21.



**Made in
Holland**

TITANIUM RODIA SCORING WHEEL

Replacement Titanium scoring wheels of high quality titanium for longer scoring life to suit manual Rodia cutters and Spider series. (Also suits RUBI Tilecutters)

CODE	SIZE	SUITS	PACK QTY
R.00.10.210	10mm	R.00.10.050	10
		R.00.10.075	
		R.00.10.090	
		R.00.10.120	

Refer to price list page # 21.



**Made in
Holland**

RODIA MS60 LITE MOSAIC CUTTER

This professional stainless steel mosaic tile cutting system is perfect for a fast dust free cut of mosaic tiles. This system comes complete with a wet/dry angle grinder with PRCD (Electric safety system) switch, 1 dry blade for ceramic mosaics, 1 wet blade for glass mosaics and 1 water supply tank including hose with quick coupling.

CODE	CUT LENGTH	SPEED RPM	BLADE SIZE
R.00.10.116	500mm	3000-10000rpm	125mm

Refer to price list page # 21.



**Made in
Holland**



RODIA SIDE SUPPORT TABLE

A high grade stainless steel table with a rubber non-slip surface for larger tiles and extra work area.

CODE	SIZE	SUITS	PACK QTY
R.00.20.710	570 x 145mm	207RS	1

Refer to price list page # 21.



RODIA SIDE SUPPORT TABLE

A high grade stainless steel table with a rubber non-slip surface for larger tiles and extra work area. Comes complete with a squaring arm, measuring increments and a support leg.

CODE	SIZE	SUITS	PACK QTY
R.00.25.905	400 x 400	207RS, 2512RS	1

Refer to price list page # 21.



RODIA ON/OFF SWITCH

A genuine Rodia replacement switch for Rodia electric tilesaw.

CODE	SUITS	PACK QTY
R.6513285	207RS	1

Refer to price list page # 21.



RODIA WATER PUMP

A genuine Rodia water pump for the electric Rodia tilesaws.

CODE	SUITS	PACK QTY
R.6513295	207RS, 259RS, 2512RS	1

Refer to price list page # 21.

WATER FLOW VALVE

A genuine Rodia water flow valve to control water flow to the blade of electric Rodia tilesaws.

CODE	SUITS	PACK QTY
R.6510022	207RS, 259RS, 2512RS	1

Refer to price list page # 21.



PLUG WITH CHAIN

Replacement plug and chain for Rodia electric tilesaws.

CODE	SUITS	PACK QTY
R.6510185	207RS, 259RS, 2512RS	10

Refer to price list page # 21.



CUTTING GUIDE/ANGLE GAUGE

Replacement cutting guide for Rodia electric tilesaws.

CODE	SUITS	PACK QTY
R.6509012	207RS, 259RS, 2512RS	10

Refer to price list page # 21.




TEFLON ROLLER SET

Replacement Teflon rollers for Rodia motors. Set includes washers, bearings, nylon wheels, bearing spacers and lock nuts.

CODE	SUITS	PACK QTY
R.6505265	207RS	Set of 4
R.4259040	259RS, 2512RS	Set of 4

Refer to price list page # 21.





MOTOR HEIGHT ADJUSTMENT SET

Replacement locking set for motor height adjustment. Set includes Knob bolt, 2 nylon washers, 1 washer, 1 spacer bar and 1 slot nut.

CODE	SUITS	PACK QTY
R.6505261	207RS	1 Set

Refer to price list page # 21.



CLAMPING/LOCKING LEVER

Replacement clamping lever.

CODE	SUITS	PACK QTY
R.6509065	207RS, 259RS, 2512RS	1

Refer to price list page # 21.



HANDLE SUPPORT SET

Replacement handle support set includes 1 left support, 1 right support and 1 grip handle.

CODE	SUITS	PACK QTY
R.6509070	207RS	1 Set

Refer to price list page # 21.



FLANGE SET

Replacement flange set includes 1 backing flange, 1 locking flange and 1 locking nut.

CODE	SUITS	PACK QTY
R.6516022	R.00.20.700	1 Set

Refer to price list page # 21.



CLAMPING/LOCKING KNOB

Replacement clamping/locking knob for Rodia electric tile saws.

CODE	SUITS	PACK QTY
R.6509011	207RS, 259RS, 2512RS	1

Refer to price list page # 21.

END CAP

Replacement end cap for legs on Rodia electric tile saws.

CODE	SUITS	PACK QTY
R.6506100	207RS, 259RS, 2512RS	1

Refer to price list page # 21.



RUBBER MAT-SET

Replacement rubber mat set to suit Rodia electric tile saw.

CODE	SUITS	PACK QTY
R.4207011	207RS	1 set

Refer to price list page # 21.



RODIA PLINTH UNIT

Made from high grade stainless steel and aluminum for easy maintenance and durability. This unit is easily fitted to the Rodia electric tilesaws. Using this plinth unit ensures a perfect 45° or 60° cut every time. Kit includes Premium Rodia Diamond blade with flange to ensure blade won't flex, adjustment key and strip, extra coolant nozzle and a durable carry case.

(For spare blade see page 93 R.11.12.201)

CODE	SUITS	PACK QTY
R.00.20.715	207RS	1 kit
R.00.25.915	259RS	1 kit

Refer to price list page # 21.



RUBI WHEELS

These genuine replacement tungsten carbide wheels are available in 3 sizes to fit all Rubi tile cutters.

CODE	SIZE	PACK QTY
01945	6mm	10
01958	8mm	10
01946	10mm	10

Refer to price list page # 22.



MAKITA ANGLE GRINDER

This powerful 840 watt angle grinder is perfect for tile work. Large shaft lock button ensures easy wheel change. Complete with durable carry case, lock nut wrench and grinding wheel.

CODE	SIZE	PACK QTY
9556NBK	100mm	1

Refer to price list page # 22.





SIGMA TILESAW [750MM]

This powerful 2KW direct drive electric tilesaw is of highest quality stainless steel and aluminium construction and guaranteed rust-proof. With plunge cutting capability and a tiltable head this saw cuts granite, marble and the hardest of tiles with ease.

Optional Accessories include:

CODE	STRAIGHT —	DIAGONAL ◆	THICKNESS =
ART 10M9	750mm	500mm	80mm
	Cutting length straight		700mm
	Cutting length diagonal (max tile size)		450mm
	Max cutting thickness		35mm
	Power (kw)		2
	No load speed		2800rpm
	Weight		55kg

Refer to price list page # 22.



RODIA TILESAW [700MM]

This powerful 1KW direct drive electric tilesaw is of highest quality stainless steel and aluminium construction and guaranteed rust-proof. With plunge cutting capability and a tiltable head this saw cuts granite, marble and the hardest of tiles with ease.

Optional Accessories include:

CODE	TECHNICAL	SPEC
R.00.20.700	Cutting blade Diameter/Arbor	200/25.4mm
	Cutting length straight	700mm
	Cutting length diagonal (max tile size)	450mm
	Max cutting thickness	35mm
	Power (kw)	1
	No load speed	2800rpm
	Weight	41kg

Refer to price list page # 22.

RODIA TILES AW [900MM]

This powerful 1.5kw direct drive electric tilesaw is constructed of stainless steel and aluminium to ensure the highest standard of quality is met and to guarantee a rust-proof saw. With plunge cutting capabilities and a tiltable head this saw cuts with ease marble, granite and the hardest of tiles.

Accessories include:

Side table 400 x 400mm for additional support for large tiles.

Plinth unit for precise mitre cuts of 45° and 60°.

CODE	TECHNICAL	SPEC
R.00.25.900	Cutting blade Diameter/Arbor	250/25.4mm
	Cutting length straight	900mm
	Cutting length diagonal (max tile size)	630mm
	Max cutting thickness	50mm
	Power (kw)	1.5/2.01
	No load speed	2800rpm
	Weight	52kg

Refer to price list page # 22.



RODIA TILES AW [1200MM]

This powerful 1.5kw direct drive tilesaw is constructed of stainless steel and aluminium to ensure the highest standard of quality is met and to guarantee a rust proof saw. With plunge cutting capability and a tiltable head for 45° cuts this saw cuts with ease marble granite and the hardest of tiles.

Accessories include:

Side table 400 x 400 for additional support for large tiles

Plinth unit for precise cuts of 45° and 60°.

CODE	TECHNICAL	SPEC
R.00.25.120	Cutting blade Diameter/Arbor	250/25.4mm
	Cutting length straight	1200mm
	Cutting length diagonal (max tile size)	840mm
	Max cutting thickness	50mm
	Power (kw)	1.5/2.01
	No load speed	2800rpm
	Weight	62kg

Refer to price list page # 22.



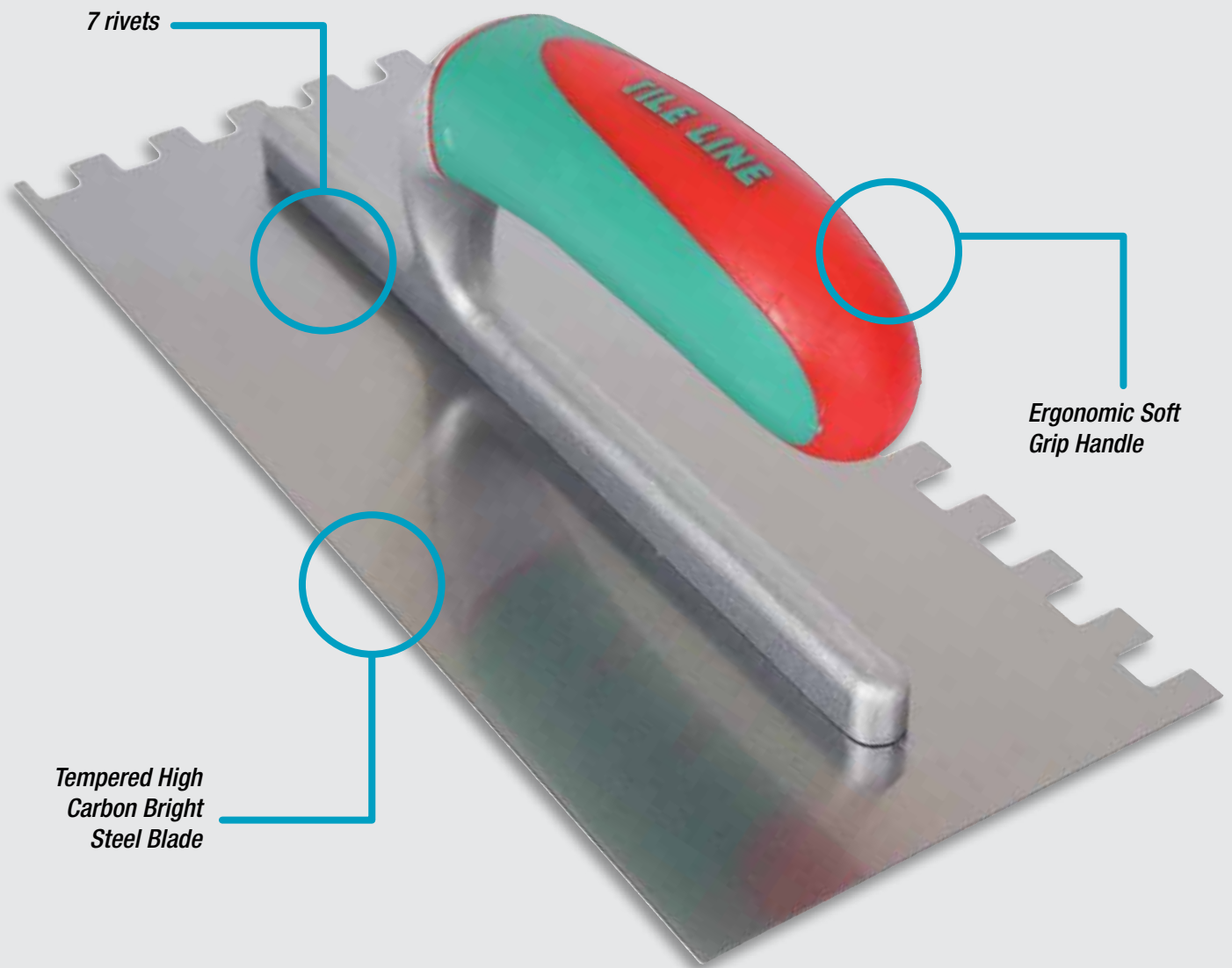
RODIA TILE SAWS



HAND TOOLS



PROFESSIONAL NOTCHED TROWEL




PROFESSIONAL NOTCHED TROWEL

A market leading trowel for the professional user. Ergonomically designed handle for superior comfort and grip and tempered high carbon steel blade. Blade Size 280 x 115mm.

CODE	NOTCH SIZE	BLADE SIZE	PACK QTY
FS4	4mm	280 x 115mm	6
FS6	6mm	280 x 115mm	6
FS8	8mm	280 x 115mm	6
FS10	10mm	280 x 115mm	6
FS12	12mm	280 x 115mm	6
FS15	15mm	280 x 115mm	6

Refer to price list page # 22.



PROFESSIONAL NOTCHED TROWEL

A professional notched trowel with a reduced handle diameter for better comfort and grip. Blade Size 280 x 115mm.

CODE	NOTCH SIZE	BLADE SIZE	PACK QTY
SG4	4mm	280 x 115mm	6
SG6	6mm	280 x 115mm	6
SG8	8mm	280 x 115mm	6
SG10	10mm	280 x 115mm	6
SG12	12mm	280 x 115mm	6

Refer to price list page # 22.




PROFESSIONAL NOTCHED TROWEL

A market leading stainless steel notched trowel for the professional user. With soft grip handle and stainless steel blade which ensures no rust. Blade Size 280 x 115mm.

CODE	NOTCH SIZE	BLADE SIZE	PACK QTY
SST6	6mm	280 x 115mm	6
SST8	8mm	280 x 115mm	6
SST10	10mm	280 x 115mm	6
SST12	12mm	280 x 115mm	6

Refer to price list page # 22.



PROFESSIONAL V NOTCHED TROWEL

Professional V notch trowel for the professional user ideal for mosaic tiles. Blade Size 280 x 115mm.

CODE	NOTCH SIZE	BLADE SIZE	PACK QTY
FV3	3mm	280 x 115mm	6
FV6	6mm	280 x 115mm	6
FV12	12mm	280 x 115mm	6

Refer to price list page # 22.





PROFESSIONAL NOTCHED TROWEL

A professional timber handle notched trowel with a tempered high carbon steel blade. Blade size 280 x 115mm.

CODE	NOTCH SIZE	BLADE SIZE	PACK QTY
F4	4mm	280 x 115mm	6
F6	6mm	280 x 115mm	6
F8	8mm	280 x 115mm	6
F10	10mm	280 x 115mm	6
F12	12mm	280 x 115mm	6

Refer to price list page # 22/23.



PROFESSIONAL NOTCHED TROWEL

A professional notched trowel with a large blade for greater glue coverage. Blade Size 400 x 100mm.

CODE	NOTCH SIZE	BLADE SIZE	PACK QTY
BSL8	8mm	400 x 100mm	6
BSL10	10mm	400 x 100mm	6
BSL12	12mm	400 x 100mm	6

Refer to price list page # 23.



PROFESSIONAL FINISHING TROWEL

A professional finishing trowel with a bright steel base and soft rubber grip handle. Perfect for a steel float finish. Blade size 280 x 115mm.

CODE	BLADE SIZE	PACK QTY
FFST	280 x 115mm	6

Refer to price list page # 23.



PROFESSIONAL FINISHING TROWEL

A professional finishing trowel with a bright steel base and timber handle. Perfect for a steel float finish. Blade size 280 x 115mm.

CODE	BLADE SIZE	PACK QTY
FFT	280 x 115mm	6

Refer to price list page # 23.

PVC ADHESIVE SPREADER

Multipurpose adhesive spreader and grouter perfect for the handyman or D.I.Y user.

CODE	NOTCH SIZE	PACK QTY
PAS	6mm	10

Refer to price list page # 23.



NOTCHED SCRAPER

Notched scraper for wall and floor tiles. Flexible stainless steel blade.

CODE	NOTCH SIZE	PACK QTY
NPS6	6mm	12
NPS10	10mm	12

Refer to price list page # 23.



NOTCHED ADHESIVE SPREADER

Notched adhesive spreader for wall and floor tiles perfect for the D.I.Y user and handyman.

CODE	NOTCH SIZE	PACK QTY
AS6	6mm	10
AS8	8mm	10
AS10	10mm	10
AS12	12mm	10

Refer to price list page # 23.



NOTCHED TROWEL HANDYMAN

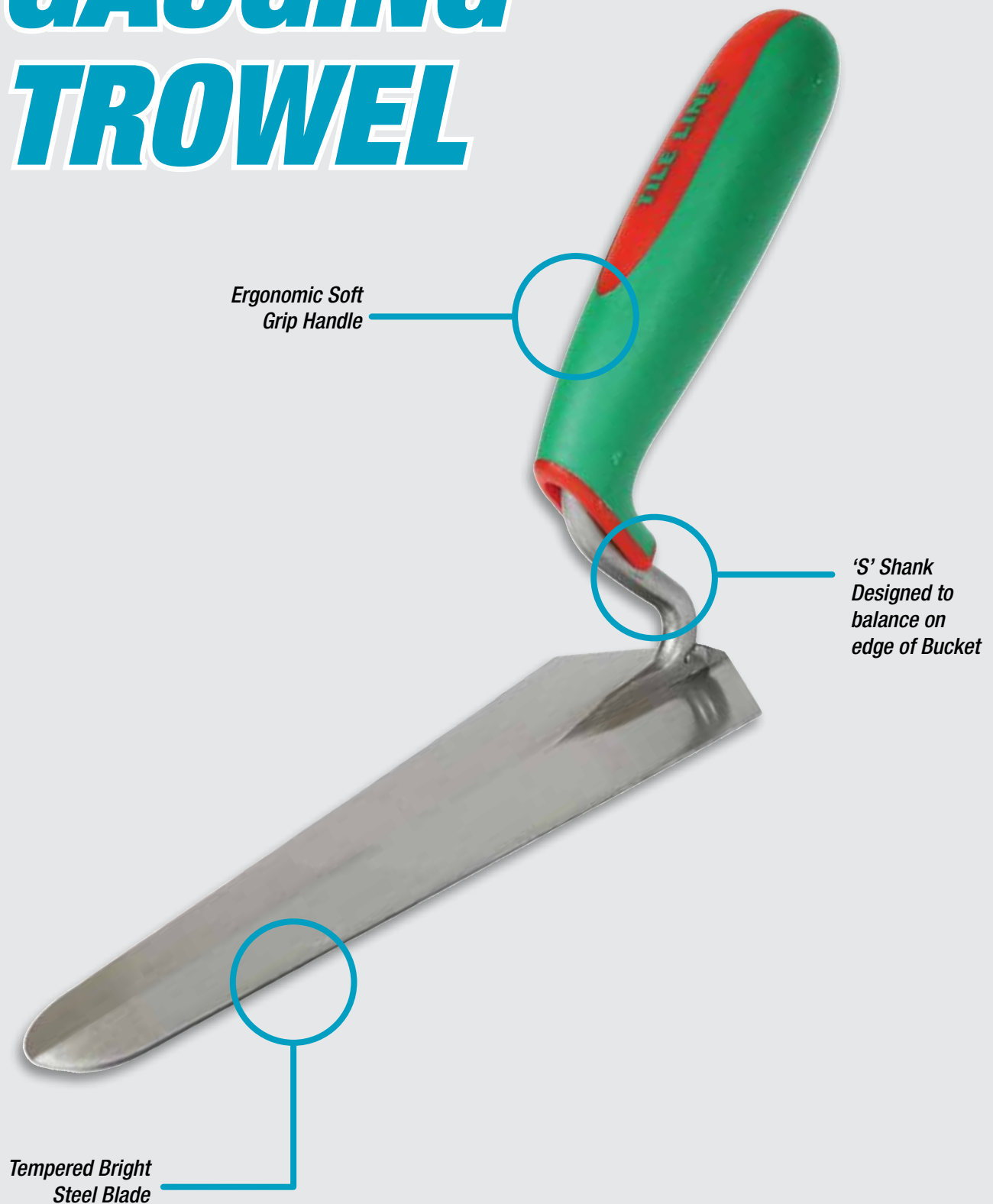
Notched trowel with bright steel base and plastic handle. Perfect for the handyman. Blade size 280 x 115mm.

CODE	NOTCH SIZE	PACK QTY
HM6	6mm	12
HM8	8mm	12
HM10	10mm	12
HM12	12mm	12

Refer to price list page # 23.



PROFESSIONAL GAUGING TROWEL



PROFESSIONAL GAUGING TROWEL

A market leading gauging trowel with a soft grip handle, an 'S' shank shaft designed and balanced to sit on the edge of a bucket and a tempered precision ground blade.

CODE	SIZE	PACK QTY
144S-7	180mm 7"	12
144S-8	200mm 8"	12

Refer to price list page # 23.

**PROFESSIONAL GAUGING TROWEL**

A market leading gauging trowel with a timber grip handle, a tempered precision ground blade and an 'S' shank designed and balanced to sit on the edge of bucket.

CODE	SIZE	PACK QTY
GB07	180mm 7"	12
GB08	200mm 8"	12
GB09	230mm 9"	12

Refer to price list page # 23.

**GERMAN GAUGING TROWEL**

Genuine German gauging trowel with a timber grip handle, a tempered precision ground blade and an 'S' shank designed and balanced to sit on the edge of a bucket. Made in Germany.

CODE	SIZE	PACK QTY
B07	180mm 7"	6
B08	200mm 8"	6
B09	230mm 9"	6

Refer to price list page # 23.

**GERMAN GAUGING TROWEL**

Genuine German gauging trowel with a soft grip handle, a tempered precision ground blade and an 'S' shank designed and balanced to sit on the edge of a bucket. Made in Germany.

CODE	SIZE	PACK QTY
B07R	180mm 7"	6
B08R	200mm 8"	6
B09R	230mm 9"	6

Refer to price list page # 23.





SQUARE FRONT TROWEL

Professional square front trowel with a tempered precision ground blade, soft grip handle and an 'S' shank designed and balanced to sit on the edge of bucket.

CODE	SIZE	PACK QTY
SF150	150mm 6"	6
SF180	180mm 7"	6
SF200	200mm 8"	6

Refer to price list page # 23.



HEART SHAPE TILERS TROWEL

A professional heart shaped tilers trowel with a soft grip handle and a tempered precision ground blade.

CODE	SIZE	PACK QTY
935	160mm	12

Refer to price list page # 23.



POLY FLOAT

A professional light weight poly float for finishing sand and cement beds.

CODE	SIZE	PACK QTY
PF1	280 x 108mm	50
PF2	340 x 150mm	20

Refer to price list page # 23.



WOOD FLOAT

A professional solid timber base wood float with a soft grip handle used for finishing sand and cement beds and tile setting.

CODE	SIZE	PACK QTY
WF101	300 x 115mm	6
WF102	380 x 115mm	6

Refer to price list page # 23.

MIXING PADDLE [NICKEL]

A nickel plated mixing paddle for mixing tile adhesives, grouts, plaster and paint. Perfect for the tradesman.

CODE	SIZE (L) x (D) x (S)	PACK QTY
QLS80	400 x 80 x 8mm	12
QLS120	600 x 120 x 10mm	6

(L) = Length, (D)= Diameter, (S)= Shaft.
Refer to price list page # 24.

**MIXING PADDLE [ZINC]**

A Zinc plated mixing paddle for mixing tile adhesives, grouts, plaster and paint. Perfect for the tradesman.

CODE	SIZE (L) x (D) x (S)	PACK QTY
STSM	510 x 90 x 8mm	12
STLM	600 x 130 x 10mm	6

(L) = Length, (D)= Diameter, (S)= Shaft.
Refer to price list page # 24.

**MIXING PADDLE**

M14 threaded for use in mixing drills to mix viscous materials , e.g. tile adhesive, plaster, gypsum, sand mixes, paint, paste and lacquer.

CODE	SIZE (L) x (D) x (T)	PACK QTY
EVMP1	600 x 120 x M14	6

(L) = Length, (D)= Diameter, (T)= Thread.
Refer to price list page # 24.


**MIXING PADDLE**

M14 threaded end for use in mixing drills to mix viscous materials, e.g. tile adhesive, plaster, gypsum, sand mixes, paint, paste, Lacquer. Mixes upwards.

CODE	SIZE (L) x (D) x (T)	PACK QTY
EVMPU	600 x 120 x M14	6

(L) = Length, (D)= Diameter, (T)= Thread.
Refer to price list page # 24.





MIXING PADDLE

M14 threaded end for use in mixing drills to mix viscous materials, e.g. tile adhesive, plaster, gypsum, sand mixes, paint, paste, lacquer. Mixes downwards.

CODE	SIZE (L) x (D) x (T)	PACK QTY
EVMPD	600 x 120 x M14	6

(L) = Length, (D)= Diameter, (T)= Thread.
 Refer to price list page # 24.



MIXING PADDLE

A round bar mixing paddle for an efficient and complete mix that won't aerate adhesives. Ideal for tile adhesives, paste, mortar, paint, screed and spackling compounds.

CODE	SIZE (L) x (D) x (S)	PACK QTY
RBM100	600 x 100 x 10mm	6

(L) = Length, (D)= Diameter, (S)= Shaft.
 Refer to price list page # 24.



MIXING PADDLE

A professional whirl mixer for mixing tile adhesives, putty, insulating paste and powdery materials.

CODE	SIZE (L) x (D) x (S)	PACK QTY
MDR56	600 x 100 x 10mm	6

(L) = Length, (D)= Diameter, (S)= Shaft.
 Refer to price list page # 24.



ELECTRIC MIXER

A professional industrial mixer specifically designed for mixing tile adhesive, glue, paint etc. in 20kg loads. This high quality 2 speed mixing drill is ideal for the tradesman.

CODE	POWER	PACK QTY
EV52	1300 watt, 240 volt	2

Refer to price list page # 24.

ELECTRIC MIXER

A professional compact industrial mixer for mixing tile adhesive, glue, paint etc. A reversible drill that is ideal for the tradesman.

CODE	POWER	PACK QTY
EV32	1050 watt, 240 volt	4

Refer to price list page # 24.

DRILL CHUCK

Drill chuck adaptor to suit EV32 drill to enable use of unthreaded mixing paddles and drill bits. Makes mixing drill useful for a variety of purposes.

CODE	SIZE	PACK QTY
EV32DC	13mm	1

Refer to price list page # 24.



INDUSTRIAL ELECTRIC MIXER





PROFESSIONAL RUBBER "JAP" GROUTER

A professional pointed rubber grouter with a high quality rubber base. Ideal for the tradesman.

CODE	SIZE	PACK QTY
JG602	240mm	6

Refer to price list page # 24.



PROFESSIONAL POINTED GROUTER

A lightweight Japanese style grouter with a wooden handle and a soft base.

CODE	SIZE	PACK QTY
601	240mm	6

Refer to price list page # 24.



PROFESSIONAL POINTED RUBBER GROUTER

An Australian made pointed rubber grouter with a sturdy poly handle and a soft rubber base.

CODE	SIZE	PACK QTY
221	265mm	6

Refer to price list page # 24.



PROFESSIONAL EPOXY GROUT FLOAT

A professional epoxy grout float with a lightweight plastic handle and a rubber base.

CODE	SIZE	PACK QTY
701	245 x 95mm	6

Refer to price list page # 24.

PROFESSIONAL GROUT FLOAT

A quality grout float with a pure gum rubber base and poly handle.

CODE	SIZE	PACK QTY
GF230	230 x 100mm	6
GF300	300 x 100mm	6

Refer to price list page # 24.



TRADESMAN GROUTER

A heavy duty grouter with a wooden grip handle and flexible rubber blade.

CODE	SIZE	PACK QTY
TG150	150mm	24
TG230	230mm	24
TG300	300mm	24

Refer to price list page # 24.



PROFESSIONAL FLOOR SQUEEGEE


A professional steel grout spreading float with black folded foam.

CODE	SIZE	PACK QTY
ART45G	450mm	6
ART55G	550mm	6

Refer to price list page # 24.



HYDRO SPONGE



*Highly
absorbent*

*Superior cleaning
performance*

HYDRO SPONGE

A professional highly absorbent sponge of the highest quality for cleaning tiles after grouting. Made in Germany.

CODE	SIZE	PACK QTY
HS	300 x 200 x 40mm	40
SHS	200 x 150 x 40mm	80

Refer to price list page # 24.



SEA SPONGE

A synthetic yellow sea sponge for cleaning tiles after grouting. Two sizes available.

CODE	SIZE	PACK QTY
SS	200 x 150 x 50mm	10
SSL	310 x 210 x 50mm	10

Refer to price list page # 24.



HYDRO GROUT SPONGE

A professional highly absorbent sponge of the highest quality for cleaning tiles after grouting.

CODE	SIZE	PACK QTY
HGS	300 x 200 x 40mm	40

Refer to price list page # 24.



SLOTTED HYDRO SPONGE

A professional slotted hydro sponge can be glued on to grout cleaning float. Made in Germany.

CODE	SIZE	PACK QTY
5220	300 x 150 x 35mm	1

Refer to price list page # 24.





SLOTTED HYDRO SPONGE-VELCRO

A slotted hydro sponge with Velcro backing to suit grout cleaning float (K5009). Made in Germany.

CODE	SIZE	PACK QTY
K9017	300 x 150 x 35mm	1

Refer to price list page # 24.




VELCRO SPONGE HOLDER

A high quality sponge float with a velcro base to suit Velcro hydro sponge (K9017).

CODE	SIZE	PACK QTY
K5009	280 x 140mm	1

Refer to price list page # 24.




SIGMA REPLACEMENT SPONGE

A genuine Sigma clip on replacement grout sponge. Made in Italy.

CODE	SIZE	PACK QTY
48L7R	300 x 140 x 30mm	1

Refer to price list page # 24.



SIGMA SPONGE FLOAT

A genuine Sigma sponge float with a highly absorbent sponge. Made in Italy.

CODE	SIZE	PACK QTY
48L7	300 x 140 x 30mm	1

Refer to price list page # 24.




SCOURING PADS & FLOAT

A professional float with a telescopic handle and Velcro base for attaching pads. Used for cleaning off excess wax, grout haze and general tile cleaning.

CODE	SIZE	PACK QTY
905	278 x 115mm	1 Set

Refer to price list page # 25.



REPLACEMENT SCOURING PAD

Replacement scouring pads to suit 905 scouring float. 3 different grades available.

CODE	SIZE	PACK QTY
905W	278 x 115mm	50
905R	278 x 115mm	50
905B	278 x 115mm	50

(W)= Fine - White, (R)= Medium - Red, (B)= Coarse - Black
Refer to price list page # 25.



FAST CLEAN GROUT BRUSH

A high performance grout cleaning brush cleans grout quickly and easily with a replaceable brush head and telescopic handle for height adjustment.

CODE	PACK QTY
GBWH	1

Refer to price list page # 25.



GROUT CLEAN UP SET

A professional grout clean up set complete with 22 litre bucket, 3 grooved rollers, 2 castors, perforated cleaning grill and float with slotted Velcro hydro sponge.

CODE	PACK QTY
FCGCS	1

Refer to price list page # 25.



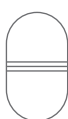


TILERS BUCKET [HEAVY DUTY]

A heavy duty calibrated tilers bucket ideal for mixing adhesives grouts etc. Made in Italy.

CODE	SIZE	PACK QTY
TB25	25 Litre	1

Refer to price list page # 25.



TILE NIPPER [STRAIGHT]

A professional tungsten tipped tile nipper with two straight jaws.

CODE	SIZE	PACK QTY
F0100	200mm	12

Refer to price list page # 25.



TILE NIPPER [OFFSET STRAIGHT]

A professional tungsten tipped tile nipper with two offset straight jaws.

CODE	SIZE	PACK QTY
F0106	200mm	12

Refer to price list page # 25.



TILE NIPPER [GT]

A professional heavy duty tungsten tipped tile nipper with greater breaking power and offset straight jaws.

CODE	SIZE	PACK QTY
F0106A	215mm	12

Refer to price list page # 25.

TILE NIPPER [OFFSET ROUND]

A professional tungsten tipped tile nipper with two rounded jaws for circular shapes and holes.

CODE	SIZE	PACK QTY
F0107	200mm	12

Refer to price list page # 25.



TILE NIPPER [PARROT BEAK]

A professional tungsten tipped tile nipper for fine nibbling of tiles.

CODE	SIZE	PACK QTY
F0108	200mm	12

Refer to price list page # 25.



TILE NIPPER [MOSAIC]

A professional tile nipper for fine scoring and cutting of mosaic tiles.

CODE	SIZE	PACK QTY
FMN	200mm	12

Refer to price list page # 25.



TILE NIPPER [RUBI]

A genuine Rubi tile nipper specifically designed for hard materials with offset straight jaws.

CODE	SIZE	PACK QTY
65926	215mm	1

Refer to price list page # 25.





GLASS CUTTER [OIL FILLED]

A professional glass cutter with an oil filled handle and tungsten carbide wheel.

CODE	PACK QTY
GCOF	12

Refer to price list page # 25.



PAINT SCRAPER

A stainless steel flexible paint scraper with a soft rubber grip handle.

CODE	SIZE	PACK QTY
PS38	38mm	12
PS50	50mm	12
PS75	75mm	12
PS100	100mm	12

Refer to price list page # 25.



ANGLED PAINT SCRAPER

A heavy duty angled paint scraper ideal for removing tiles with a soft rubber grip handle and metal end for hammering.

CODE	SIZE	PACK QTY
APS	75mm	12

Refer to price list page # 25.



DELUXE GROUT RAKE

A heavy duty twin blade grout remover fitted with one tungsten grit coated blade and one metal serrated blade. Used for fast removal of grout joints. Extra blades can be added to suit width of joint.

CODE	SIZE	PACK QTY
SGRK	200mm	12

Refer to price list page # 25.

GROUT RAKE BLADE

Genuine replacement blades to suit deluxe grout rake (SGRK).

CODE	SIZE	PACK QTY
LBL	200mm	24

Refer to price list page # 25.



TILE TRIM SHEARS

Professional tile trim shears for accurate cutting and mitering of PVC tile trim.

CODE	SIZE	PACK QTY
0101	220mm	1

Refer to price list page # 25.



TILE TRIM SHEARS

Professional PVC tile trim shears for accurate cutting and mitering complete with adjustable angle guide and replaceable blades.

CODE	SIZE	PACK QTY
M101	220mm	12

Refer to price list page # 25.




REPLACEMENT BLADE

Genuine replacement blade for tile trim shears.

CODE	SIZE	PACK QTY
S101	65mm	24

Refer to price list page # 25.





Replaceable Insert



QUANSOL MITRE BOX

A professional mitre box with in built clamping and replaceable saw guide inserts. Miters at 22.5°, 45° & 90°. Essential for accurate mitre cuts.

CODE	CUT THICKNESS	PACK QTY
Q1	40mm	10

Refer to price list page # 25.

REPLACEABLE INSERTS

Genuine replacement inserts to suit Q1 mitre box.

CODE	PACK QTY
Q1-I	12

Refer to price list page # 25.




HACKSAW

A 300mm heavy duty hacksaw takes all standard hacksaw blades.

CODE	SIZE	PACK QTY
HSW	300mm	12

Refer to price list page # 25.



REPLACEMENT BLADES

Replacement blades to suit 300mm hacksaw. Min buy 10.

CODE	SIZE	PACK QTY
HSB	300mm	10

Refer to price list page # 25.

SKELETON GUN [PROFESSIONAL]

A quality caulking gun to suit 310mL cartridge, with a swivel handle and ladder hook.

CODE	SIZE	PACK QTY
ISGPRO	310mm	1

Refer to price list page # 26.

**TUBULAR SEALANT GUN**

A professional tubular gun for use with 600mL bulk cartridges.

CODE	SIZE	PACK QTY
SSG	380mm, 15"	1

Refer to price list page # 26.

**SPARE NOZZLE & PLUNGER CAP**

Genuine spare nozzle and plunger cap to suit tubular sealant gun (SSG).

CODE	DESCRIPTION	PACK QTY
SSGN	Nozzle	50
SSGPC	Plunger Cap	1

Refer to price list page # 26.

**SILICONE APPLICATOR**

A quick, clean, and efficient tool for a professional finish on silicone joints.

CODE	PACK QTY
SA1	2

Refer to price list page # 26.





ECONOMY PAINTBRUSH

An economical paintbrush ideal for waterproofing applications.

CODE	SIZE	PACK QTY
PB75	75mm	24
PB100	100mm	12

Refer to price list page # 26.



GLUE GUN

An electric general purpose hot melt glue gun ideal for displays etc.

CODE	POWER	PACK QTY
GG10	60 watt	1

Refer to price list page # 26.



GLUE GUN [HEAVY DUTY]

An industrial hot melt glue gun that will bond most materials.

CODE	POWER	PACK QTY
TG4	50 watt	1

Refer to price list page # 26.



GLUE STICKS

Genuine Bostik flexible hot melt glue sticks to suit GG10 and TG4.

CODE	SIZE	WEIGHT	PACK QTY
GS1	380mm long	1kg	28 approx
GS15	380mm long	15kg	420 approx

Refer to price list page # 26.

PROFILE GAUGE

A durable PVC contour gauge for copying awkward shapes when tiling around pipes, architraves, bathroom fittings etc.

CODE	SIZE	PACK QTY
FCSP	125mm	1
FCLP	250mm	1

Refer to price list page # 26.



TAPE MEASURE

Trade quality tape measure with strong lock button.

CODE	SIZE	PACK QTY
846	8M x 25mm	6

Refer to price list page # 26.



BMI ROLLER RULE


The "BMI" stainless steel roller rule is ideal for the professional tiler. Tape curves opposite way to a normal tape measure ensuring measuring increments are against surface for accurate measurements.

CODE	SIZE	PACK QTY
1020	2M x 16mm	1

Refer to price list page # 26.



BMI SUPERSTAR LEVEL



BMI SUPERSTAR LEVEL [PROFESSIONAL]

A professional heavy duty, powder coated aluminium box section level, with measuring surfaces machined on one edge. Magnified centre vial for an accurate and easy reading. Made in Germany.

CODE	SIZE	PACK QTY
699030	300mm (2 vial)	1
699040	400mm (2 vial)	1
699060	600mm (2 vial)	1
699080	800mm (2 vial)	1
699100	1000mm (2 vial)	1
699120S	1200mm (3 vial)	1
699200S	2000mm (3 vial)	1

Refer to price list page # 26.

**BMI EURO-STAR LEVEL [PROFESSIONAL]**

A professional anodized aluminium box section level with tube vials for easy readability. Made In Germany.

CODE	SIZE	PACK QTY
690040E	400mm	1
690060E	600mm	1
690080E	800mm	1
690900E	900mm	1
690120E	1200mm	1

Refer to price list page # 26.

**STRAIGHT EDGE SUPPORT**

A set of adjustable straight edge supports for quick and easy leveling of straight edge for wall tiling.

CODE	SIZE	PACK QTY
SES	300mm	1 pair

Refer to price list page # 26.





STRAIGHT EDGE [MILL FINISH]

An extruded mill finish 70 x 20mm aluminium box section straight edge with rubber end plugs.

CODE	SIZE	PACK QTY
P12P	1200mm	1
P15P	1500mm	1
P18P	1800mm	1
P21P	2100mm	1
P24P	2400mm	1
P27P	2700mm	1
P30P	3000mm	1
P36P	3600mm	1

Refer to price list page # 26/27.



STRAIGHT EDGE [POWDERCOATED]

An extruded powdercoated 70 x 20mm aluminium box section straight edge with rubber end plugs and powder coated green for ease of cleaning.

CODE	SIZE	PACK QTY
P12	1200mm	1
P15	1500mm	1
P18	1800mm	1
P21	2100mm	1
P24	2400mm	1
P27	2700mm	1
P30	3000mm	1
P36	3600mm	1

Refer to price list page # 27.

KNEE PADS

A professional set of rubber kneepads with foam liners. Perfect for the tradesman. Made in USA.

CODE	DESCRIPTION	PACK QTY
KN1	Knee Pads	1 pair
KN1-S	Set of four straps	1
KN1-L	Pair of liners	1
KN1-B	8 replacement buttons	1

Refer to price list page # 27.

**KNEE PADS**

Professional lightweight kneepads with soft rubber infill and Velcro straps.

CODE	DESCRIPTION	PACK QTY
LKN	Knee Pads	1 pair

Refer to price list page # 27.

**KNEE PADS**

Professional lightweight rubber kneepads with anti-roll square front for extra stability. Made In Germany.

CODE	DESCRIPTION	PACK QTY
GKN	Knee Pads	1 pair
GKN-S	Set of four straps	1


Refer to price list page # 27.

**KNEELING BOARD**

A lightweight EVA foam kneeling board for the professional tradesman.

CODE	DESCRIPTION	PACK QTY
KB	Kneeling Board	1

Refer to price list page # 27.





SAFETY GLASSES

High impact clear polycarbonate wrap around safety glasses for the professional tradesman.

CODE	PACK QTY
G02	1 pair

Refer to price list page # 27.



EAR MUFFS

Trade quality earmuffs with PVC covered foam inserts and adjustable plastic head band.

CODE	PACK QTY
E02	1 pair

Refer to price list page # 27.



DUST MASK

Tradesman dust mask for use against non-toxic dust with an elastic strap and contour fit.

CODE	PACK QTY
DM5	5

Refer to price list page # 27.



RUBBER GLOVES [PREMIUM]

Heavy duty rubber gloves with flock lining for hand protection when grouting.

CODE	PACK QTY
RG	1 pair

Refer to price list page # 27.

SMALL TOOL

A drop forged multipurpose tool for intricate finishing work.

CODE	SIZE	PACK QTY
314-12	12mm	12
314-20	20mm	12
314-25	25mm	12

Refer to price list page # 27.

**PVC SUCTION DRILL GUIDE**

A professional PVC suction drill guide ideal for accurate drilling of tiles.

CODE	SIZE	PACK QTY
PDG	100mm	6

Refer to price list page # 27.

**ALUMINIUM SUCTION CAP**

A professional aluminium suction cap ideal for the removal of misplaced or cracked tiles with a lift capacity of 40kgs.

CODE	SIZE	PACK QTY
ASC	100mm	6

Refer to price list page # 27.

**DOUBLE SUCTION CAP**

Trade quality cast aluminium double suction cap ideal for carrying large format tiles and glass sheets. Lift capacity 80kgs.

CODE	SIZE	PACK QTY
FSCD	2 x 100mm	1

Refer to price list page # 27.





CLAW HAMMER

A professional 20oz general purpose hammer with a fiberglass handle

CODE	PACK QTY
FG20	6

Refer to price list page # 28.



Non-marking

GUM HAMMER

A professional one piece white gum hammer ideal for paving etc. One piece ensures head will not come loose and guaranteed non-marking.

CODE	WEIGHT	PACK QTY
SGH	600g	6

Refer to price list page # 28.



Non-marking

RUBBER MALLET [WHITE]

A trade quality white rubber mallet with a timber handle ideal for the professional tradesman.

CODE	WEIGHT	PACK QTY
1616W	16oz	6
1624W	24oz	6
1632W	32oz	6

Refer to price list page # 28.



RUBBER MALLET [32oz]

A trade quality black rubber mallet with a timber handle. Ideal for the professional tradesman.

CODE	WEIGHT	PACK QTY
1632	32oz	6


Refer to price list page # 28.

TUNGSTEN TIPPED CHISEL

A professional tungsten carbide tipped chisel designed for cutting and chipping away hard tiles.

CODE	SIZE	PACK QTY
TC-6	6mm	1
TC-10	10mm	1
TC-12	12mm	1

Refer to price list page # 28.



COLD CHISEL

A forged steel chisel for heavy chiseling work.

CODE	SIZE	PACK QTY
413	22 x 200mm	1

Refer to price list page # 28.



ELECTRICIANS BOLSTER

A professional forged steel bolster with a protective hand guard. Primarily used for removal of old tiles.

CODE	SIZE	PACK QTY
420	56mm	1

Refer to price list page # 28.



WALL/FLOOR SCRAPER

A heavy duty wall/floor scraper suitable for cleaning tiles, glass and mirrors.

CODE	SIZE / DESCRIPTION	PACK QTY
WS125	125mm	1
SB125	Spare Blade	1

Refer to price list page # 28.





FLOOR SCRAPER

A heavy duty metal floor scraper with a replaceable blade ideal for cleaning off old glue etc.

CODE	SIZE	PACK QTY
FS200	200mm	3

Refer to price list page # 28.



FLOOR SCRAPER [BLADE]

Replacement blade to suit FS200 floor scraper.

CODE	SIZE	PACK QTY
FS200-S	200mm	1

Refer to price list page # 28.



CARPENTERS PENCIL

A professional carpenters pencil ideal for marking out etc.

CODE	PACK QTY
CP	10

Refer to price list page # 28.



CHINAGRAPH PENCIL

Quality chinagraph pencil for marking out on smooth surfaces.
Water resistant.

CODE	COLOUR	PACK QTY
CMPG	Green	10
CMPY	Yellow	10
CMPB	Blue	10
CMPBL	Black	10
CMPW	White	10
CMPR	Red	10

Refer to price list page # 28.

REFILL CHALK

Refill powder chalk for chalk lines. Available in Blue (B) or Red (R).

CODE	WEIGHT	PACK QTY
P4R	4oz	15
P4B	4oz	15
P8R	8oz	15
P8B	8oz	15

Refer to price list page # 28.



CHALKLINE

A professional chalkline with a cast aluminium case and foldable crank handle.

CODE	SIZE	PACK QTY
125-100	30M	6

Refer to price list page # 28.



STRING LINE

Professional No 8 builders white stringline.

CODE	SIZE	PACK QTY
BLW50	50M	10
BLW100	100M	10

Refer to price list page # 28.



STRING LINE

Professional No 8 builders fluoro stringline.

CODE	SIZE	PACK QTY
BLF50	50M	10
BLF100	100M	10

Refer to price list page # 28.





JUMBO UTILITY KNIFE

An ergonomically designed metal cased utility knife takes standard replacement blade.

CODE	PACK QTY
K2	2

Refer to price list page # 28.



UTILITY KNIFE

A retractable utility knife with a fluoro metal case takes standard replacement blades. Available in green, yellow & orange.

CODE	PACK QTY
FK1	36

Refer to price list page # 28.




UTILITY BLADES

Replacement blades to suit utility knives.

CODE	PACK QTY
K1S-100	100

Refer to price list page # 28.



UTILITY BLADES [5 PACK]

Handyman pack of replacement blades to suit utility knives.

CODE	PACK QTY
K1S	5

Refer to price list page # 28.

'A' SQUARE

Lightweight aluminium square that folds flat for easy storage with 45° and 90° settings for accurate set out of tiling work.

CODE	SIZE	PACK QTY
HASQ	1220 x 1220	1

Refer to price list page # 28.

**TAPE DISPENSER**

50mm pistol grip tape dispenser.

CODE	PACK QTY
H11	1

Refer to price list page # 29.



Made in Italy

PACKAGING TAPE

Premium grade packaging tape suitable for recycled and virgin board.

CODE	SIZE	PACK QTY
PP30C	48mm x 75M	36
PP30B	48mm x 75M	36
NFT	48mm x 75M	36

(C)=Clear, (B)=Brown.

Refer to price list page # 29.

**BARRICADE TAPE**

Red on White barricade tape (Danger do not enter), ideal for blocking off working areas.

CODE	SIZE	PACK QTY
BT100	75mm x 100M	1

Refer to price list page # 29.





DUCT TAPE

Premium grade PVC film, suitable for bundling, strapping and ducting.

CODE	SIZE	PACK QTY
DT30	48mm x 30M	36

Refer to price list page # 29.



CLEAR FINISH STRETCH FILM

Hand stretch film ideal for wrapping pallets of tiles etc. Excellent cling factor film clings to itself not to the goods.

CODE	SIZE	PACK QTY
SW500	500mm x 400M x 25um	4

Refer to price list page # 29.




CLEAR BUNDLING FILM

Clear hand bundling film strongly binds products together, film sticks to itself not to product.

CODE	SIZE	PACK QTY
SW100	100mm x 150M x 20um	12

Refer to price list page # 29.



JACK DISPENSER

Premium jack dispenser to suit 100mm stretch film.

CODE	SIZE	PACK QTY
JD	100mm	1

Refer to price list page # 29.



CLING DISPENSER

Premium cling dispenser to suit 500mm rolls for ease of wrapping pallets.

CODE	SIZE	PACK QTY
CD	500mm	1

Refer to price list page # 29.

DIAMOND BLADES



BLADE APPLICATION CHART

✗ Unsuitable

✓ Suitable

✓✓ Best

Code for 4" Blade

MATERIAL	B4C	B4STT	WCD4S	GTT4	BLTTF4	WEP4	R.11.14.105
Cement Sheet	✓	✓	✓	✓✓	✓	✗	✗
Ceramic Tiles	✓✓	✓✓	✓✓	✓✓	✓	✗	✓
Clay Bricks/Pavers	✓	✗	✓	✗	✗	✗	✗
Concrete Blocks/Pavers	✗	✓	✗	✓	✓	✗	✗
Engineered Stone	✓	✓	✓	✓	✓	✗	✗
Glass	✓	✗	✓	✗	✗	✗	✓✓
Granite	✓	✓	✓	✓	✓	✗	✗
Marble	✓	✓	✓✓	✓	✓	✓✓	✗
Porcelain	✓	✓	✓	✓✓	✓✓	✗	✗
Sandstone	✗	✓	✗	✓	✓	✗	✗
Slate	✓	✓✓	✓	✓✓	✓	✗	✗
Terracotta	✓	✓✓	✓✓	✓✓	✓	✗	✗
Vitrified Tiles	✓	✓	✓	✓✓	✓	✗	✗

OTEC® Diamond Blades

from 4" to 14"

OTEC DIAMOND
TOOLS®

TILELINE CONTINUOUS RIM BLADE

An economy continuous rim blade for ceramics, marble and terrazzo.

CODE	SIZE	BORE	PACK QTY
B4C	4"-105mm	20/16mm	1

Refer to price list page # 29.



TILELINE THIN TURBO BLADE

An economy thin turbo blade for tiles, marble, porcelain and vitrified tiles.

CODE	SIZE	BORE	PACK QTY
B4STT	4"-105mm	20/16mm	1

Refer to price list page # 29.



OTEC THIN TURBO BLADE

A high performance thin turbo blade with a reinforced flange for cutting of very hard porcelain and vitrified tiles.

CODE	SIZE	BORE	PACK QTY
BLTTF4	4"-105mm	20/16mm	1

Refer to price list page # 29.





OTEC THIN TURBO BLADE [PREMIUM]

A high performance turbo blade for cutting of ceramics, slate, quarry tiles, porcelain and vitrified tiles.

Unique grid pattern eliminates chipping and increases speed of cut.

CODE	SIZE	BORE	PACK QTY
GTT4	4"-105mm	20/16mm	1
GTT4.5	4.5"-115mm	22.2/20mm	1
GTT5	5"-125mm	22.2/20mm	1
GTT6	6"-150mm	25.4/22.2mm	1
GTT7	7"-180mm	25.4/22.2mm	1
GTT8	8"-200mm	30/25.4mm	1
GTT9	9"-230mm	30/25.4mm	1

Refer to price list page # 29.



OTEC CONTINUOUS RIM BLADE

A high performance diamond blade for cutting of ceramics, marble, porcelain and vitrified tiles. Can be used wet or dry.

CODE	SIZE	BORE	PACK QTY
WCD4S	4"-105mm	20/16mm	1
WCD4.5S	4.5"-115mm	22.2/20mm	1
WCD5S	5"-125mm	22.2/20mm	1
WCD6S	6"-150mm	25.4/22.2mm	1
WCD7S	7"-180mm	25.4/22.2mm	1
WCD8S	8"-200mm	30/25.4mm	1
WCD9S	9"-230mm	30/25.4mm	1
WCD10S	10"-250mm	30/25.4mm	1
WCD12S	12"-300mm	30/25.4mm	1
WCD14S	14"-350mm	30/25.4mm	1

Refer to price list page # 30.



PREMIUM SILENT PAVING BLADE

A premium silent, general purpose blade for cutting clay and concrete pavers.

CODE	SIZE	BORE	PACK QTY
L14S	14"-350mm	25.4mm	1

Refer to price list page # 30.

PREMIUM RODIA GLASS BLADE

A premium continuous rim blade for wet cutting of glass tiles.

CODE	SIZE	BORE	PACK QTY
R.11.14.105	105mm	22.23mm	1
R.11.14.125	125mm	22.23mm	1
R.11.14.200	200mm	25.4mm	1
R.11.14.250	250mm	25.4mm	1

Refer to price list page # 30.



PREMIUM RODIA CONTINUOUS RIM

A premium blade for an accurate cut of ceramic, porcelain, glazed porcelain, marble and granite.

CODE	SIZE	BORE	PACK QTY
R.11.12.200	200mm	25.4mm	1
R.11.12.250	250mm	25.4mm	1

Refer to price list page # 30.



PREMIUM RODIA CONTINUOUS RIM W/FLANGE

A premium blade with a reinforced flange that ensures blade won't flex whilst mitre cutting. (For use with Rodia Plinth Unit, see page 47).

CODE	SIZE	BORE	PACK QTY
R.11.12.201	200mm	25.4mm	1

Refer to price list page # 30.



PREMIUM RODIA PORCELAIN BLADE

An ultra thin continuous rim blade specifically designed for porcelain and glazed porcelain. Wet use only.

CODE	SIZE	BORE	PACK QTY
R.11.11.200	200mm	25.4mm	1
R.11.11.250	250mm	25.4mm	1

Refer to price list page # 30.





RODIA DRESSING STONE

For dull or glazed diamond tools this dressing stone releases the cutting edge by exposing fresh diamonds.

CODE	SIZE	PACK QTY
R.77.12.001	200 x 50 x 25mm	1

Refer to price list page # 30.



OTEC ELECTROPLATED BLADE

A high performance electroplated blade for cutting of marble.

CODE	SIZE	BORE	PACK QTY
WEP4	100mm	20/16mm	1
WEP5	125mm	22.2/20mm	1

Refer to price list page # 30.



STAINLESS STEEL – CUTTING DISC

A super thin cutting disc ideally suited for cutting of stainless steel and aluminium.

CODE	SIZE	BORE	PACK QTY
EHT100	100mm	16mm	25
EHT115	115mm	22.2mm	25
EHT125	125mm	22.2mm	25

Refer to price list page # 30.



OTEC TURBO CUP WHEEL

A professional turbo cup for grinding of concrete, stone, masonry and building materials. Can be used wet or dry.

CODE	SIZE	BORE	PACK QTY
TC04G	100mm	20/16mm	1
TC05G	125mm	22.2/20mm	1

Refer to price list page # 30.

RUBBER VELCRO BACKING PAD

A rubber Velcro backing pad with a M10 thread to suit Velcro polishing pads.

CODE	SIZE	PACK QTY
FBPVM10	4" 105mm	1

Refer to price list page # 30.



VELCRO DIAMOND POLISHING PAD

These Velcro diamond polishing pads are ideal for finishing and polishing of natural stone. Wet use only. Max 3000rpm.

CODE	GRIT	SIZE	PACK QTY
FP4 50	50 grit	4" 105mm	1
FP4 100	100 grit	4" 105mm	1
FP4 200	200 grit	4" 105mm	1
FP4 400	400 grit	4" 105mm	1
FP4 800	800 grit	4" 105mm	1
FP4 1500	1500 grit	4" 105mm	1
FP4 3000	3000 grit	4" 105mm	1
FP4 BUFF	10000 grit	4" 105mm	1

Refer to price list page # 30/31.



PVA POLISHING WHEELS

These high quality PVA abrasive wheels are exceptionally suited for polishing of all natural stone and tiles giving a smooth finish. Suited for use with polishing machines and angle grinders. Dry use only.

CODE	GRIT	PACK QTY
PVA36	36-Extra Coarse	1
PVA60	60-Very Coarse	1
PVA120	120-Coarse	1
PVA220	220-Medium	1
PVA320	320-Medium Fine	1
PVA600	600-Fine	1

Refer to price list page # 31.





DIAMOND HAND PAD

A professional diamond hand pad ideal for smoothing of porcelain, ceramic, marble granite and stoneware edges. Pad size 90 x 55mm.

CODE	GRIT	PACK QTY
DHP60	60	1
DHP120	120	1
DHP200	200	1
DHP400	400	1
DHP800	800	1
DHP1500	1500	1
DHP3000	3000	1
DHP BUFF	Buff	1

Refer to price list page # 31.




SANDING STONE

A carborundum sanding stone for smoothing sharp edges and uneven edges on all types of tiles.

CODE	SIZE	PACK QTY
SA80	200x50x25mm	1

Refer to price list page # 31.

HOLE CUTTERS





TILE & GLASS DRILL

A tungsten carbide tipped spear shaped drill bit for glass & ceramic wall tiles.

CODE	SIZE	PACK QTY
TGD6	6mm	1
TGD8	8mm	1

Refer to price list page # 31.



DRY-PORCELAIN DRILL KIT

The all-in-one drill bit for dry drilling of porcelain, ceramics, glass, masonry concrete and timber.

CODE	SIZE	PACK QTY
PTD46	4mm + 6mm	1 each
PTD48	4mm + 8mm	1 each

Refer to price list page # 31.



ADJUSTABLE HOLE CUTTER

A tungsten carbide tipped adjustable hole cutter. To be used with an electric drill at a slow speed. Ideal for wall tiles.

CODE	SIZE	PACK QTY
0501	28-93mm	1

Refer to price list page # 31.

TILELINE CORE BIT

An electroplated diamond core bit for use with electric drill. Suitable for ceramic, marble, granite and porcelain tiles. Wet use only.

CODE	SIZE	PACK QTY
EPS6	6mm	1
EPS8	8mm	1
EPS10	10mm	1
EPS12	12mm	1
EPS25	25mm	1
EPS38	38mm	1

Refer to price list page # 31.



OTEC CORE BIT [DRY DRILLING]

A vacuum brazed diamond core bit for use with electric drills. Suitable for dry drilling of porcelain, ceramics, marble granite and vitrified tiles. Recommended speed 3000 rpm.

CODE	SIZE	PACK QTY
OVB6	6mm	1
OVB8	8mm	1
OVB10	10mm	1
OVB12	12mm	1
OVB25	25mm	1
OVB38	38mm	1

Refer to price list page # 32.



RODIA WATER COOLING ADAPTOR

A stainless steel adaptor for Rodia diamond core bits. Internal channels supply water to the drill bit whilst drilling. This adaptor can be fitted to any drill.

CODE	SUITS	PACK QTY
UDK68	4mm - 68mm bit	1

Refer to price list page # 32.





lifecycle*
300 holes

PREMIUM RODIA CORE DRILL BIT

A premium sintec drill bit for wet drilling of ceramic, porcelain, glazed porcelain, glass, marble and granite.

CODE	SIZE	PACK QTY
R.40.00.214	4mm	1
R.40.00.215	5mm	1
R.40.00.216	6mm	1
R.40.00.218	8mm	1
R.40.00.220	10mm	1
R.40.00.212	12mm	1
R.40.00.222	13mm	1
R.40.00.213	14mm	1
R.40.00.224	16mm	1
R.40.00.226	18mm	1
R.40.00.228	20mm	1
R.40.00.230	24mm	1
R.40.00.232	26mm	1
R.40.00.233	28mm	1
R.40.00.235	32mm	1
R.40.00.234	35mm	1
R.40.00.236	40mm	1
R.40.00.238	45mm	1
R.40.00.240	51mm	1
R.40.00.241	60mm	1
R.40.00.242	68mm	1
R.40.00.249	73mm	1
R.40.00.290	90mm	1
R.40.00.291	110mm	1
R.40.00.292	120mm	1
R.40.00.293	125mm	1

Refer to price list page # 32.

* Subject to manufacturers conditions of use .

RODIA HOLE BORER [750 WATT]

This powerful 750 watt tile drilling machine is designed for accurate and chip-free drilling of ceramic, porcelain, marble, granite, and sanitary ware. The variable speed and exceptional quality drill bits ensure a perfect hole time after time.

Comes complete with carry case, drill guide, water tank and adjustment tool.

Bit sizes range from 4mm-68mm.

CODE	SPEED RPM	PACK QTY
R.20.00.026	3000-10000	1

Refer to price list page # 33.



RODIA HOLE BORER [1200 WATT]

This extra powerful 1200 watt tile drilling machine delivers the power to drill through even the hardest of materials, specifically designed for clean chip-free drilling of ceramic, porcelain, marble, granite and sanitary ware. The variable speed and exceptional quality drill bits ensure a perfect hole.

Comes complete with carry case, drill guide, water tank and adjustment tool.

Bit sizes range from 4mm-125mm.

CODE	SPEED RPM	PACK QTY
R.20.00.030	3000-10000	1

Refer to price list page # 33.



QUALITY MATTERS





RODIA ADAPTOR [STRAIGHT/STRAIGHT]

Rodia adaptor to adapt drill bit sizes ranging from 4mm-68mm to suit Rodia tile drill.

CODE	SUITS	PACK QTY
R.60.06.101	R.20.00.030	1

Refer to price list page # 33.



MAINS WATER HOSE ADAPTOR

Water hose adaptor to suit Rodia drills takes standard 12mm (1/2") hose.

CODE	SUITS	PACK QTY
R.20.26.057	R.20.00.026	1
	R.20.00.030	

Refer to price list page # 33.



UNIVERSAL TILE DRILLING KIT

This universal tile drilling kit is designed to deliver accurate and chip free holes in the hardest and delicate of materials including porcelain, ceramic, marble, granite and sanitary ware. Kit comes complete with 35mm diamond core bit, suction drill guide, adjustment tool and water supply tank including hose and quick coupling. To be used with 13mm (1/2") variable speed drill, minimum 800 watt. Available bit sizes range from 4mm up to 125mm.

CODE	SIZE	PACK QTY
R.20.00.070	13mm (1/2") VSD drill (minimum 800 watt)	1

Refer to price list page # 33.

COBRA WATER RING

This unique water collection ring connects to a wet/dry vacuum cleaner causing suction to the wall whilst removing dirt, dust and slurry. Made from high grade ABS plastic for trade-tough quality.

CODE	SIZE	PACK QTY
R.40.00.052	0-73mm	1

Refer to price list page # 33.



SUCTION DRILL GUIDE

8 Hole suction cup to be used with core drills for accurate drilling.

CODE	SIZE	PACK QTY
SDG	4, 5, 6, 6.5, 8, 10, 12, & 13mm	1

OPTIONAL SPRAY BOTTLE ATTACHMENT		
SB	1.1 Litre	1

Refer to price list page # 33.



SUCTION DRILL GUIDE

4" suction cap with a PVC adjustable guide allows for drilling of a wide range of core sizes.

CODE	SIZE	PACK QTY
PDG	6-83mm	1

Refer to price list page # 33.



SUCTION DRILL GUIDE

4" ABS Suction cup with stainless steel adjustable guide – 6-83mm.

Application: To be used with core drills for accurate drilling.

CODE	SIZE	PACK QTY
FDG	6-83mm	1

Refer to price list page # 33.





SPRAY BOTTLE

The 1.1 litre spray bottle is primarily used with the suction drill guides but with the removable hose it becomes useful for a number of different applications.

CODE	SUITS	PACK QTY
SB	1 Litre	1

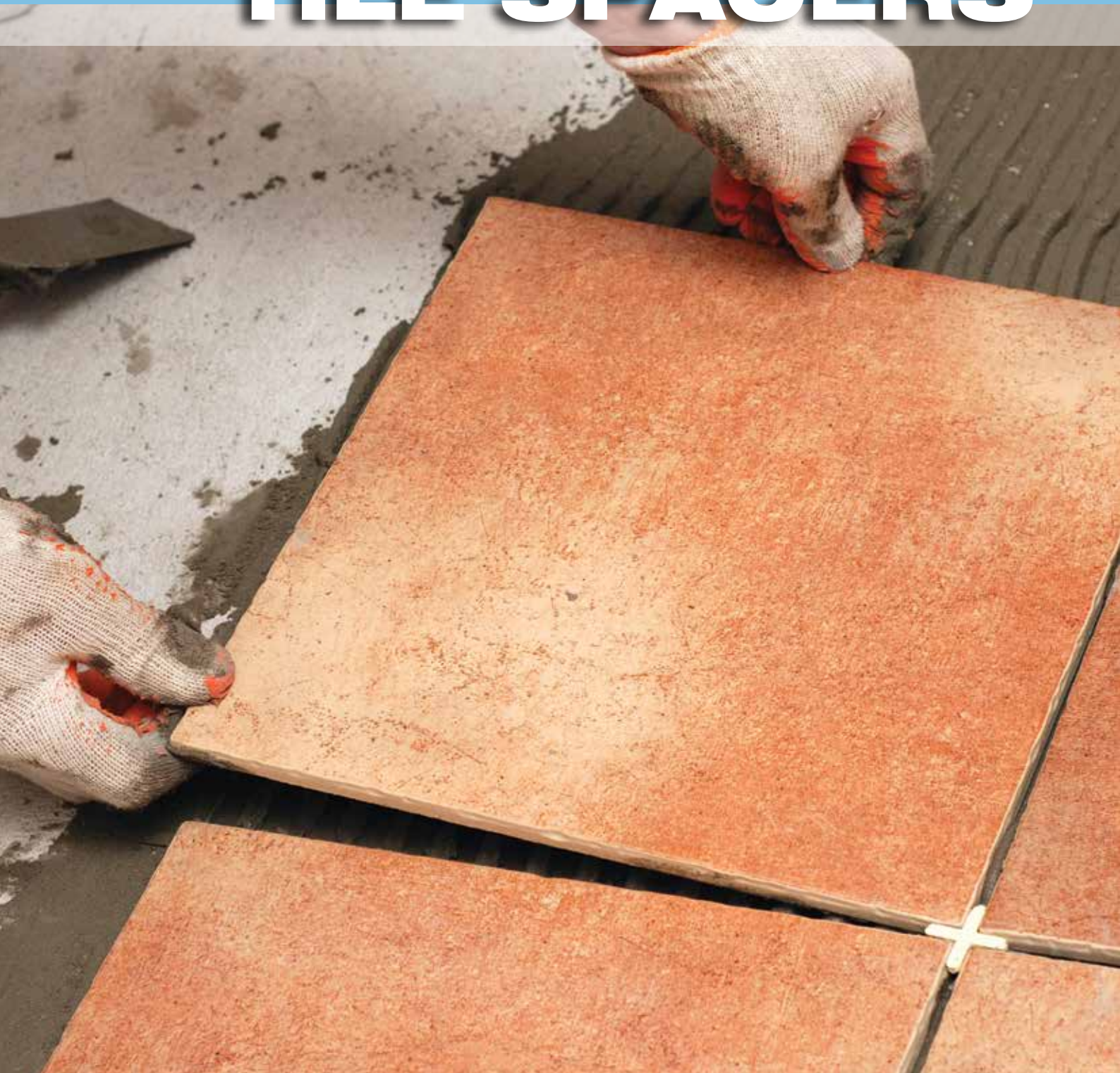
Refer to price list page # 33.

COOLING SYSTEM

- » *LONGER BIT LIFE*
- » *FASTER CLEANER DRILLING*
- » *DUST FREE DRILLING*




TILE SPACERS



**CROSS SPACER [1MM]**

1mm long leg cross spacer for even spacing of wall and floor tiles. Bag Size: 500

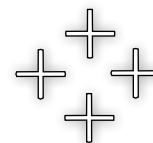


CODE	SIZE	PACK QTY
LL-500	1mm x 500	12

Refer to price list page # 33.

**CROSS SPACER [1.5MM]**

1.5mm cross spacer for even spacing of wall tiles. Bag Sizes: 100, 500 & 1000




CODE	SIZE	PACK QTY
138-100	1.5mm x 100	200
138-500	1.5mm x 500	75
P138-500	1.5mm x 500	75
138-1000	1.5mm x 1000	40

P = No Header Card.

Refer to price list page # 33.

**CROSS SPACER [1.5MM - BULK]**

1.5mm cross spacer for even spacing of wall tiles. Bucket Sizes: 2000, 5000, 10000 & 25000




CODE	SIZE	PACK QTY
138-2000	1.5mm x 2000	16
138-5000	1.5mm x 5000	6
138-10000	1.5mm x 10000	1
138-25000	1.5mm x 25000	1

Refer to price list page # 33.

**CROSS SPACER [2MM]**

2mm cross spacer for even spacing of wall and floor tiles. Bag Size: 500. Bucket Size: 15000.




CODE	SIZE	PACK QTY
299-500	2mm x 500	40
299-15000	2mm x 15000	1

Refer to price list page # 33.

CROSS SPACER [3MM]

3mm cross spacer for even spacing of floor tiles.
Bag Sizes: 100 & 500




CODE	SIZE	PACK QTY
355-100	3mm x 100	100
355-500	3mm x 500	30
P355-500C	3mm x 500	40

P = No Header Card.
Refer to price list page # 33.



CROSS SPACER [3MM - BULK]

3mm cross spacer for even spacing of floor tiles.
Bucket Sizes: 1000, 2500 & 10000




CODE	SIZE	PACK QTY
355-1000	3mm x 1000	16
355-2500	3mm x 2500	6
355-10000	3mm x 10000	1

Refer to price list page # 33.



CROSS SPACER [5MM]

5mm cross spacer for even spacing of floor tiles.
Bag Sizes: 100, 250 & 500. Bucket Size: 10000.




CODE	SIZE	PACK QTY
344-100	5mm x 100	100
344-250	5mm x 250	50
344-500	5mm x 500	25
344-10000	5mm x 10000	1

Refer to price list page # 33.



CROSS SPACER [10MM]

10mm cross spacer for even spacing of floor tiles.
Bag Sizes: 100 & 250.



CODE	SIZE	PACK QTY
310-100	10mm x 100	15
310-250	10mm x 250	6


Refer to price list page # 34.





DEEP CROSS SPACER

1.5mm deep cross spacer for even spacing of thick wall tiles. Bag Sizes: 100, 500 & 1000.



CODE	SIZE	PACK QTY
137-100	1.5mm x 100	100
137-500	1.5mm x 500	40
P137-500	1.5mm x 500	40
137-1000	1.5mm x 1000	20

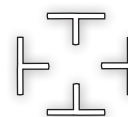
P = No Header Card.
Refer to price list page # 34.



T-SHAPE SPACER [1.5MM]

1.5mm T-Shape spacer for even spacing of wall tiles when laying brick pattern.

Bag Sizes 100, 500 & 1000. Bucket Size: 4000.



CODE	SIZE	PACK QTY
366-100	1.5mm x 100	200
366-500	1.5mm x 500	100
366-1000	1.5mm x 1000	50
366-4000	1.5mm x 4000	6

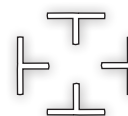
Refer to price list page # 34.



T-SHAPE SPACER [DEEP]

1.5mm deep T-shape spacer for even spacing of wall tiles when laying brick pattern.

Bag Size: 500.



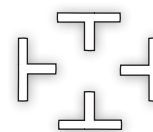
CODE	SIZE	PACK QTY
139-500	1.5mm x 500	60

Refer to price list page # 34.



T-SHAPE SPACER [3MM]

3mm T shape spacer for even spacing of floor tiles when laying brick pattern.



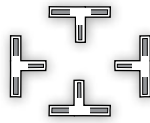
CODE	SIZE	PACK QTY
377-500	3mm x 500	40

Refer to price list page # 34.

T-SHAPE SPACER [5MM]

5mm T shape spacer for even spacing of floor tiles when laying brick pattern.

Bag Size: 250.



CODE	SIZE	PACK QTY
388-250	5mm x 250	30

Refer to price list page # 34.

TILE WEDGES

Removable tile wedges for quick and accurate aligning of tiles whilst glue is drying.

Bag Sizes: 100 & 500.

CODE	SIZE	PACK QTY
138A-100	0.5-5mm	200
138A-500	0.5-5mm	30

Refer to price list page # 34.

TILE WEDGES

Removable tile wedges for quick and accurate aligning of tiles whilst glue is drying.

Bucket Size: 2000.

CODE	SIZE	PACK QTY
138A-2000	0.5-5mm	27

Refer to price list page # 34.

TILE WEDGES

Removable tile wedges for quick and accurate aligning of tiles whilst glue is drying.

Bag Sizes: 100 & 500. Bucket Size: 2000.

CODE	SIZE	PACK QTY
138A-100R	0.5-5mm	200
138A-500R	0.5-5mm	40
138A-2000R	0.5-5mm	27

Refer to price list page # 34.





JUMBO TILE WEDGES

Extra large wedge with non-slip surface.

Bag Sizes: 100 & 250.

CODE	SIZE	PACK QTY
138J-100	0.5-8mm	70
138J-250	0.5-8mm	25

Refer to price list page # 34.



UNI PACKERS

PVC colour coded packers designed for aligning tiles, slabs, battens, frames etc when mounting on irregular surfaces.

Packer Size: 90mm x 34mm.

CODE	SIZE	PACK QTY
UPM (Mixed Bag)	50 x 1.6mm, 50 x 3.2mm 50 x 4.8mm & 20 x 10mm	1

Refer to price list page # 34.



UNI PACKERS [1.6MM]

PVC colour coded packer designed for aligning tiles, slabs, battens, frames etc. when mounting on irregular surfaces.

Size: 90 x 34mm.

CODE	SIZE	BAG QTY
UP1.6	1.6mm	200

Refer to price list page # 34.



UNI PACKERS [3.2MM]

PVC colour coded packers designed for aligning tiles, slabs, battens, frames etc. when mounting on irregular surfaces.

Size: 90 x 34mm.

CODE	SIZE	BAG QTY
UP3.2	3.2mm	180

Refer to price list page # 34.

UNI PACKERS [4.8MM]

PVC colour coded packers designed for aligning tiles, slabs, battens, frames etc. when mounting on irregular surfaces.

Size: 90 x 34mm.

CODE	SIZE	BAG QTY
UP4.8	4.8mm	110

Refer to price list page # 34.



UNI PACKERS [6.5MM]

PVC colour coded packers designed for aligning tiles, slabs, battens, frames etc. when mounting on irregular surfaces.

Size: 90 x 34mm.

CODE	SIZE	BAG QTY
UP6.5	6.5mm	100

Refer to price list page # 34.



UNI PACKERS [10MM]

PVC colour coded packers designed for aligning tiles, slabs, battens, frames etc. when mounting on irregular surfaces.

Size: 90 x 34mm.

CODE	SIZE	BAG QTY
UP10	10mm	80

Refer to price list page # 34.





Tile Levelling System

How to use

Step 1: Setting the Clips

Spread your tile adhesive and lay the tile. Place LEV TEC clips underneath the tile slightly back from the edge.

Keep the LEV TEC clip firm against the tile as the clip acts as a 1.5mm spacer.

Step 2: Tile Placement

Set the adjacent tile firmly into the adhesive. Butt the tile against the LEV TEC clip giving the 1.5mm joint (if a larger joint is required spacers can be used, or set the required joint size). Slide the LEV TEC wedges through the LEV TEC clips until they are firmly levelling both tiles.

Step 3: Insert the Wedge

Using your thumb, push the LEV TEC wedge through the LEV TEC clip until both tiles are perfectly level.


Once the tiles are locked in position this is how they will stay until the adhesive sets. You can still slightly adjust the joint width while the adhesive is setting if needed without disrupting the height of the tiles.

Step 4: Remove Clips

After the adhesive has set, you can remove the LEV TEC wedges and clips easily with a rubber mallet on the walls and by mallet or your foot on the floor.

Hit the LEV TEC clip on its side lug in the direction of the tile joint and the wedge and clip will dislodge from the tile at the breakpoint below the tile, leaving the joint free for grouting or silicone expansion.

A unique tile levelling system that is designed to create a lippage free finish every time. With a unique clip and wedge design the LEV TEC levelling system is hassle free and simple to use from the professional to the D.I.Y user.



LEV TEC WEDGES

A large format wedge for use with LEV TEC clips for aligning tiles.

CODE	PACK QTY
LW250	250

Refer to price list page # 34.



LEV TEC CLIPS

Floor levelling clip for use with LEV TEC wedge, clip acts as a 1.5mm spacer. Suitable for tiles 3-12mm thick.

CODE	PACK QTY
LC250	250

Refer to price list page # 34.



LEV TEC Requirement Chart

WEDGE / CLIP USAGE

TILE SIZE		REQUIRED PER METRE
300mm x 300mm	=	44 clips and wedges
400mm x 400mm	=	25 clips and wedges
500mm x 500mm	=	16 clips and wedges
600mm x 600mm	=	11 clips and wedges




AmarkGroup
Professional Tiling Equipment

5 Great Reasons to Deal With Amark Group

- « Professional Friendly Staff
- « Superior Quality
- « Fast Reliable Service
- « Huge Product Range
- « Convenient & Competitive

Call us today!

BATHROOM ACCESSORIES



Premium Bathroom Fittings

Our Verone and Corto range of bathroom fittings have been designed with providing a “beyond expectations” finish. You can be assured of finding the right fitting to enhance your bathroom whilst constructed of the highest quality to guarantee your peace of mind.



VERONE SHOWER SHELF

A modern glass shower shelf constructed of chrome plated brass. Complete with stainless steel fixing screws and wall plugs.

CODE	SIZE	PACK QTY
VESS1	570 x 130mm	1

Refer to price list page # 35.



VERONE TOWEL RAIL

A sleek screw on single towel rail constructed of chrome plated brass. Complete with stainless steel fixing screws and wall plugs.

CODE	SIZE	PACK QTY
VETRA1	900mm	1

Refer to price list page # 35.



VERONE DOUBLE TOWEL RAIL

A modern double towel rail constructed of chrome plated brass. Complete with stainless steel fixing screws and wall plugs.

CODE	SIZE	PACK QTY
VEDTR2	900mm	1

Refer to price list page # 35.

VERONE TOWEL RING

A chrome plated brass towel ring to suit hand towels.
 Complete with stainless steel fixing screws and wall plugs.

CODE	PACK QTY
VETR2	1

Refer to price list page # 35.



VERONE PAPER HOLDER

A chrome plated brass paper holder.
 Complete with stainless steel fixing screws and wall plugs.

CODE	PACK QTY
VEPH1	1

Refer to price list page # 35.



VERONE TOOTHBRUSH HOLDER

A chrome plated brass toothbrush holder complete with stainless steel fixing screws and wall plugs.

CODE	PACK QTY
VETH1	1

Refer to price list page # 35.



VERONE SOAP HOLDER

A chrome plated brass soap holder complete with stainless steel fixing screws and wall plugs.

CODE	PACK QTY
VESH1	1

Refer to price list page # 35.





VERONE SOAP DISPENSER

A chrome plated soap dispenser holder complete with glass soap dispenser. Supplied with stainless steel fixing screws and wall plugs.

CODE	PACK QTY
VESD1	1

Refer to price list page # 35.



VERONE ROBE HOOK

A chrome plated robe hook complete with stainless steel fixing screws and wall plugs.

CODE	PACK QTY
VERH1	1

Refer to price list page # 35.



VERONE TOILET BRUSH

A high quality toilet brush and holder constructed of chrome plated brass. Complete with stainless steel fixing screws and wall plugs.

CODE	PACK QTY
VTB1	1

Refer to price list page # 35.

CORTO GLASS SHOWER SHELF

A modern glass shower shelf with chrome plated brass supports.
 Complete with stainless steel fixing screws and wall plugs.

CODE	SIZE	PACK QTY
CGSS1	500mm	1

Refer to price list page # 35.



CORTO TOWEL RAIL

A modern chrome plated brass single towel rail.
 Complete with stainless steel fixing screws and wall plugs.

CODE	SIZE	PACK QTY
CTR1	900mm	1

Refer to price list page # 35.



CORTO DOUBLE TOWEL RAIL

A modern chrome plated brass double towel rail.
 Complete with stainless steel fixing screws and wall plugs.

CODE	SIZE	PACK QTY
CTRD2	900mm	1

Refer to price list page # 35.





CORTO TOWEL RING

A chrome plated brass towel ring. Complete with stainless steel fixing screws and wall plugs.

CODE	PACK QTY
CTR2	1

Refer to price list page # 35.



CORTO TOILET ROLL HOLDER

A chrome plated brass paper holder. Complete with stainless steel fixing screws and wall plugs.

CODE	PACK QTY
CTRH1	1

Refer to price list page # 35.



CORTO ROBE HOOK

A chrome plated robe hook. Complete with stainless steel fixing screws and wall plugs.

CODE	PACK QTY
CRH1	1

Refer to price list page # 35.



CORTO SOAP DISPENSER

A chrome plated brass soap dispenser complete with glass soap capsule, stainless steel fixing screws and wall plugs.

CODE	PACK QTY
CSD1	1

Refer to price list page # 35.

CORTO SOAP DISH

A modern chrome plated brass soap dish complete with stainless steel fixing screws and wall plugs.

CODE	PACK QTY
CSD2	1

Refer to price list page # 35.



CORTO TOOTHBRUSH HOLDER

A modern chrome plated brass toothbrush holder complete with a glass tumbler, stainless steel fixing screws and wall plugs.

CODE	PACK QTY
CTH1	1

Refer to price list page # 35.



CORTO TOILET BRUSH

A high quality toilet brush and holder constructed of chrome plated brass complete with stainless steel fixing screws and wall plugs.

CODE	PACK QTY
CTB1	1

Refer to price list page # 35.





COMBINATION SHELF

Combination shelf and soap holder.

Available in White (W), Antique White (AW) and Alabaster (A).

CODE	SIZE	PACK QTY
WR30	200 x 100mm	20

Refer to price list page # 35.



SOAP HOLDER [SHELL]

Ceramic shell soap holder.

Available in White (W), Antique White (AW) and Alabaster (A).

CODE	SIZE	PACK QTY
WR40	200 x 100mm	30

Refer to price list page # 35.



STANDARD SOAP HOLDER [SQUARE]

Standard square ceramic soap holder.

Available in White (W), Antique White (AW) and Alabaster (A).

CODE	SIZE	PACK QTY
WR50	150 x 150mm	30

Refer to price list page # 35.



STANDARD SOAP HOLDER [RECTANGLE]


Standard ceramic rectangle soap holder.

Available in White (W), Antique White (AW) and Alabaster (A).

CODE	SIZE	PACK QTY
WR60	200 x 100mm	30

Refer to price list page # 35.

colouroptions



White



Antique White



Alabaster

STANDARD SHELF

Standard ceramic shelf.

Available in White (W), Antique White (AW) and Alabaster (A).

CODE	SIZE	PACK QTY
WR90	300 x 100mm	20

Refer to price list page # 35.



STANDARD SHELF [CONTEMPORARY]

Contemporary ceramic shower shelf.

Available in White (W), Antique White (AW) and Alabaster (A).

CODE	SIZE	PACK QTY
WR95	300 x 100mm	20
WR400	400 x 100mm	12

Refer to price list page # 35.



LARGE DUAL SHELF

Large rectangular combination shelf and soap holder.

Available in White (W), Antique White (AW) and Alabaster (A).

CODE	SIZE	PACK QTY
WR110	200 x 100mm	20

Refer to price list page # 36.




SINGLE TOWEL RAIL ENDS

Ceramic set of towel rail ends. Takes 25mm rail.

Available in White (W), Antique White (AW) and Alabaster (A).

CODE	SIZE	PACK QTY
WR120	100 x 100mm	30 Pairs

Refer to price list page # 36.



White



Antique White



Alabaster

colouroptions



DOUBLE TOWEL RAIL ENDS

A ceramic set of double towel rail ends. Takes 16mm rail.
 Available in White (W), Antique White (AW) and Alabaster (A).

CODE	SIZE	PACK QTY
WR130	100 x 100mm	30 Pairs

Refer to price list page # 36.



STANDARD SOAP HOLDER

A standard ceramic soap holder.
 Available in White (W), Antique White (AW) and Alabaster (A).

CODE	SIZE	PACK QTY
WR150	150 x 75mm	30

Refer to price list page # 36.



PAPER HOLDER

A standard ceramic paper holder.
 Available in White (W), Antique White (AW) and Alabaster (A).

CODE	SIZE	PACK QTY
WR160	150 x 150mm	30

Refer to price list page # 36.




PAPER HOLDER

A standard ceramic paper holder.
 Available in White (W), Antique White (AW) and Alabaster (A).

CODE	SIZE	PACK QTY
WR170	200 x 100mm	30

Refer to price list page # 36.

colouroptions



White



Antique White



Alabaster

CERAMIC FOOTREST

A standard ceramic footrest.

Available in White (W), Antique White (AW) and Alabaster (A).

CODE	SIZE	PACK QTY
WR190	200 x 100mm	20

Refer to price list page # 36.



BATH VENTS

Ceramic bath vents in pairs.

Available in White (W), Antique White (AW) and Alabaster (A).

CODE	SIZE	PACK QTY
WR200	200 x 100mm	25 Pairs
WR201	150 x 75mm	25 Pairs

Refer to price list page # 36.



CERAMIC TOP SHELF

A combination top shelf and soap holder.

Available in White (W), Antique White (AW) and Alabaster (A).

CODE	SIZE	PACK QTY
WR225	200 x 100mm	24

Refer to price list page # 36.




TOWEL RING HOLDER / ROBE HOOK

A ceramic towel ring holder / robe hook.

Available in White (W), Antique White (AW) and Alabaster (A).

CODE	SIZE	PACK QTY
WR230	100 x 100mm	30

Refer to price list page # 36.



White



Antique White



Alabaster

colouroptions



TOWEL RING

Mild steel towel ring.

Available in White, Alabaster, Chrome, Gold.

CODE	COLOUR	PACK QTY
WR231	White	1
WR232	Alabaster	1
WR233	Chrome	1
WR234	Gold	1

Refer to price list page # 37.



RECESSED SOAP HOLDER

A ceramic recessed soap holder.

Available in White (W), Antique White (AW) and Alabaster (A).

CODE	SIZE	PACK QTY
WR240	200 x 100mm	30

Refer to price list page # 37.



DUAL CORNER SHELF

A ceramic corner shelf.

Available in White (W), Antique White (AW) and Alabaster (A).

CODE	SIZE	PACK QTY
WR280	150 x 100mm	12

Refer to price list page # 37.



FLUTED TOWEL RAIL

16 & 25mm fluted aluminium rail available in white, ivory, bright silver and bright gold.

CODE	SIZE	COLOUR	PACK QTY
TRW	25 x 910mm	White	10
TRI	25 x 910mm	Ivory	10
TRS	25 x 910mm	Bright Silver	10
TRG	25 x 910mm	Bright Gold	10
TRW1.2	25 x 1200mm	White	10
TRI1.2	25 x 1200mm	Ivory	10
TRS1.2	25 x 1200mm	Bright Silver	10
TRG1.2	25 x 1200mm	Bright Gold	10
TRW16	16 x 910mm	White	10
TRI16	16 x 910mm	Ivory	10
TRS16	16 x 910mm	Bright Silver	10
TRG16	16 x 910mm	Bright Gold	10

Refer to price list page # 37.

FLOOR WASTE [SQUARE]

A chrome plated solid brass floor waste.

CODE	SIZE	PACK QTY
FW50S	50mm	50

Refer to price list page # 37.



FLOOR WASTE [ROUND]

A chrome plated solid brass floor waste.

CODE	SIZE	PACK QTY
FW80R	80mm	50
FW100R	100mm	50

Refer to price list page # 37.



FLOOR WASTE [SQUARE]

A chrome plated solid brass floor waste.

CODE	SIZE	PACK QTY
FW80S	80mm	50
FW100SL	100mm	50

Refer to price list page # 37.




FLOOR WASTE [SQUARE]

A chrome plated solid brass floor waste with a short pipe piece.

CODE	SIZE	PACK QTY
FW100SS	100mm	50

Refer to price list page # 37.





INSPECTION OUTLET [SQUARE]

A 100mm square brass inspection outlet.

CODE	SIZE	PACK QTY
IOS-100	100mm	1

Refer to price list page # 37.




INSPECTION OUTLET [ROUND]

A 100mm round brass inspection outlet

CODE	SIZE	PACK QTY
IOR-100	100mm	1

Refer to price list page # 37.




LINEAR FLOOR DRAIN [SQUARE]

316 grade stainless steel linear floor drain. Available in three different sizes 900, 1000 & 1200mm with 45mm waste outlet.

CODE	SIZE	PACK QTY
LDSQ900	900mm	1
LDSQ1000	1000mm	1
LDSQ1200	1200mm	1

Refer to price list page # 37.



LINEAR FLOOR DRAIN [RECTANGULAR]

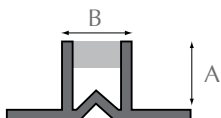
316 grade stainless steel linear floor drain. Available in three different sizes 900, 1000 & 1200mm with 45mm waste outlet.

CODE	SIZE	PACK QTY
LDRE900	900mm	1
LDRE1000	1000mm	1
LDRE1200	1200mm	1

Refer to price list page # 37.

EXPANSION JOINTS






EXPANSION JOINT [PVC]

A rigid PVC expansion joint with elastic compressible in-fill.
Available in Black (B) and Grey (G).

CODE	SIZE (A x B x LENGTH)	PACK QTY
PEJ10B	10 x 8 x 2500mm	20
PEJ10G	10 x 8 x 2500mm	20
PEJ12.5B	12 x 8 x 2500mm	20
PEJ12.5G	12 x 8 x 2500mm	20

Refer to price list page # 38.

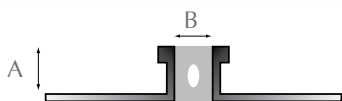


EXPANSION JOINT [PVC]

A rigid PVC expansion joint with elastic compressible in-fill.
Suitable for sand/cement bed installation.
Available in Black (B) and Grey (G).

CODE	SIZE (A x LENGTH)	PACK QTY
SEJB	25 x 9 x 2500	20
SEJG	25 x 9 x 2500	20

Refer to price list page # 38.



EXPANSION JOINT [ALUMINIUM]

An aluminium industrial grade expansion joint with high grade neoprene rubber in-fill.
Rubber colour available in Black (B), Grey (G) and Buff (B).

CODE	SIZE (A x B x LENGTH)	PACK QTY
EJ2A	9 x 6 x 3000mm	1
EJ3A	10 x 6 x 3000mm	1
EJ4A	11 x 6 x 3000mm	1
EJ5A	12.5 x 6 x 3000mm	1
EJ7A	15 x 6 x 3000mm	1
EJ9A	18.5 x 6 x 3000mm	1
EJ11A	22 x 6 x 3000mm	1

Refer to price list page # 38.



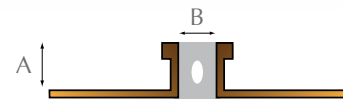

EXPANSION JOINT [BRASS]

A brass industrial grade expansion joint with a high grade neoprene rubber in-fill. Rubber colour available in Black (B), Grey (G) & Buff (B).

CODE	SIZE (A x B x LENGTH)	PACK QTY
EJ3BBL	10 x 6 x 3000mm	1
EJ3BBU	10 x 6 x 3000mm	1
EJ3BG	10 x 6 x 3000mm	1
EJ5BBL	12.5 x 6 x 3000mm	1
EJ5BBU	12.5 x 6 x 3000mm	1
EJ5BG	12.5 x 6 x 3000mm	1

Refer to price list page # 38/39.

rubbercolouroptions



EXPANSION JOINT [S/STEEL]

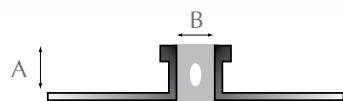
A high quality stainless steel expansion joint available in 304 & 316 grade with premium grade neoprene rubber in-fill.

Rubber colour available in Black (B), Grey (G) and Buff (B).

CODE	SIZE (A x B x LENGTH)	PACK QTY
EJ3SSBL	10 x 6 x 3000mm	1
EJ3SSBU	10 x 6 x 3000mm	1
EJ3SSG	10 x 6 x 3000mm	1
EJ5SSBL	12.5 x 6 x 3000mm	1
EJ5SSBU	12.5 x 6 x 3000mm	1
EJ5SSG	12.5 x 6 x 3000mm	1
EJ6SSBL	15 x 6 x 3000mm	1
EJ6SSBU	15 x 6 x 3000mm	1
EJ6SSG	15 x 6 x 3000mm	1
EJ7SSBL	20 x 6 x 3000mm	1
EJ7SSBU	20 x 6 x 3000mm	1
EJ7SSG	20 x 6 x 3000mm	1
EJ8SSBL	22.5 x 6 x 3000mm	1
EJ8SSBU	22.5 x 6 x 3000mm	1
EJ8SSG	22.5 x 6 x 3000mm	1

Refer to price list page # 38/39.


rubbercolouroptions





***Need a FREE
Trim Sample Kit?***

***Call us on
1800 804 297***



SEALERS & SILICONE





BACKING ROD

Backing rod is a low density polyethylene foam, designed for use as a backing material in construction joints before the application of sealants.

CODE	SIZE	PACK QTY
PBR6	6mm x 250M	1 roll
PBR10	10mm x 200M	1 roll
PBR25	25mm x 50M	1 roll

Refer to price list page # 39.



PVC ANGLE

A lightweight, flexible PVC angle ideal for waterproofing.

CODE	SIZE	PACK QTY
P40	50 x 40 x 2 x 3000mm	30

Refer to price list page # 39.



LAMBSWOOL APPLICATOR

A professional Lambswool applicator ideal for applying sealers to large areas of slate, terracotta etc. Removable cover and metal telescopic handle.

CODE	SIZE	PACK QTY
WY004	230 x 75mm	1

Refer to price list page # 39.

LAMBSWOOL SPARE COVER

Replacement spare cover for Lambswool applicator made from genuine Australian sheepskin.

CODE	SIZE	PACK QTY
LAS	230 x 75mm	1

Refer to price list page # 39.



HITEC SHOWER SEALANT

A clear brush on solution that waterproofs grouts. Coverage 5m² per litre when used on concrete and mosaics. 15-20m² when used on 300 x 300mm tiles.

CODE	SIZE	PACK QTY
HSS1	250mL	1
HSS2	2000mL	1
HSS5	5000mL	1

Refer to price list page # 39.



TILE GROUT [WHITE]

A ready mixed white tile grout ideal for small jobs.

CODE	SIZE	PACK QTY
RD425	5.5oz	12

Refer to price list page # 39.



TILE PASTE ADHESIVE

A ready mixed tile adhesive ideal for small applications.

CODE	SIZE	PACK QTY
RD497	5.5oz	12

Refer to price list page # 39.



MAXISIL® A Sanitary

Designed for use in all tiled areas, with built in fungicides. Can be used for interior and exterior areas.

- Bathrooms, kitchens and tile flooring.
- Glass doors and windows
- Expansion Joints in floor & walls.
- UV stable.
- Mould resistant.
- Time saving with easy cleanup system.
- Available in 29 contemporary colours.



MAXISIL® N Natural Stone

A non-staining neutral cure silicone designed for expansion joints in natural stones like granite and marble, with no danger of migration of softeners.

- Stone flooring.
- Natural stone kitchens & bathrooms.
- Building facades.
- UV stable.
- Time saving with easy cleanup system.
- Available in 28 contemporary colours.



MAXISIL® P Pool

Designed for swimming pools, water features, public showers, gymnasiums and all underwater areas.

- UV stable.
- Chemical resistant.
- Chlorine resistant.
- Extremely mould resistant.
- Time saving with easy cleanup system.
- Available in 8 contemporary colours.



MAXISIL A [SANITARY/CERAMIC]

Acetic based silicone for all ceramic and sanitary ware applications.
 Available in 28 colours. 20 tubes per carton. 310ml tube.



CODE	COLOUR	CODE	COLOUR	CODE	COLOUR	CODE	COLOUR
A1	Clear	A16	Black	A24	Beige	A33	Red
A2	White	A17	Alabaster	A27	Mid Brown	A34	Burgundy
A3	Off White	A55	Vanilla	A28	Brown	A44	Bermuda
A4	Light Grey	A19	Ivory	A29	Havana	A45	Sorrento
A5	Mid Grey	A20	Travertine	A36	Stella	A52	Mint
A10	Grey	A21	Sand	A32	Cotto	A48	Green
A13	Anthracite	A23	Mid Beige	A15	Aluminium	A62	Mustard



Refer to price list page # 40.

MAXISIL N [NATURAL STONE]

Neutral cure silicone for natural stone.
 Available in 28 colours. 20 tubes per carton. 310ml tube.



CODE	COLOUR	CODE	COLOUR	CODE	COLOUR	CODE	COLOUR
N1	Clear	N8	Cotto	N15	Grey	N22	Carrara
N2	White	N9	Brown	N16	Dark Grey	N23	Grigio
N3	Alabaster	N10	Green	N17	Anthracite	N24	Emerald Pearl
N4	Vanilla	N11	Light Grey	N18	Black	N25	Blue Pearl
N5	Sand	N12	Pearl Grey	N19	Rosa	N26	Verde
N6	Beige	N13	Chinchilla	N20	Noce	N27	Travertine
N7	Sunset	N14	Manhattan	N21	Kashmir	N28	Havana



Refer to price list page # 40/41.

MAXISIL P [POOL]

Designed for underwater seals and joints in swimming pools.
 Primer must be used, see page 138.
 Available in 8 colours. 20 tubes per carton. 310ml tube.



CODE	COLOUR	CODE	COLOUR	CODE	COLOUR	CODE	COLOUR
P1	White	P3	Light Grey	P5	Ivory	P7	Black
P2	Off White	P4	Grey	P6	Sand	P8	Blue



Refer to price list page # 41.

MAXISIL M [MEMBRANE]

100% neutral cure silicone ideally suited for waterproofing / membrane applications.



CODE	COLOUR
M3	Off White



Refer to price list page # 41.

QUANTITY CHART

		WIDTH OF JOINT						
DEPTH OF JOINT		5mm	7mm	10mm	12mm	15mm	21mm	25mm
	5mm	12.0	8.0	6.0				
	7mm		6.0	4.0	3.0			
	10mm			3.0	2.5	2.0	1.5	
	12mm				2.1	1.7	1.2	1.0
	15mm					1.3	1.0	0.8

Metres per 300/310ml cartridge.

Note: These values are approximate and serve as a rough guide for right-angled joints. The depth of the joints is measured to the rear of the profile.



MAXISIL PRIMER

Maxisil primer is necessary where joints will be immersed in water.

CODE	SIZE	PACK QTY
MPP	250mL	1

Refer to price list page # 42.




SMOOTHTEX

Smoothing agent for Maxisil range.

CODE	SIZE	PACK QTY
SMOOTHTEX A		
SA250	250mL	1
SA1000	1000mL	1
SA5000	5000mL	1
SMOOTHTEX N		
SN1000	1000mL	1
SN5000	5000mL	1

Refer to price list page # 42.



ANTI-SLIP TAPE

Black anti-slip tape with adhesive strip ideal for marble or tiled staircases. Available in Black and Clear.

CODE	SIZE	COLOUR	PACK QTY
ABS1S	25mm x 18M	Black	1
AB2C	25mm x 18M	Clear	1

Refer to price list page # 42.



SILICONE REMOVER

Professional double action blade with soft grip rubber handle.

CODE	PACK QTY
SRT	1

Refer to price list page # 42.

PRIORITY ORDER FORM

Order No:

Account No:

Date:

Company Name: _____ Contact: _____

Delivery Address: _____

_____ State: _____ Postcode:

--	--	--	--

Telephone No: _____ Fax No: _____

Email Address: _____

QTY	PRODUCT CODE	DESCRIPTION	UNIT PRICE \$	TOTAL \$
SPECIAL INSTRUCTIONS			Freight Fee	
			GST	
			TOTAL \$	
			AUTHORISED PERSON:	
			

INDEX

Catalogue Price List
Page No Page No

Catalogue Price List
Page No Page No

A

Adhesive Spreader.....	55.....	23
Adhesive & Paint Mixers	59-61	24
Aluminium Perforated Angle.....	11-13	6-8
Aluminium Angle & Flat Bar	11-15/29	8/9/17
Aluminium Tile Trim/Listello	10-22/27	6-17
Angle Grinders.....	47.....	22
Angle PVC.....	134.....	39
Anti-Slip Tape	138.....	42

B

Bathroom Accessories	115-128	35-37
Backing Rod	134.....	39
Balcony Edge Trim	27.....	17
Bolster – Electricians	83.....	28
Brass Perforated Angle	16.....	9
Bucket Tilers.....	68.....	25

C

Carpet Trims	29.....	17
Caulking Gun	73.....	26
Ceramic Fittings.....	122-126	35/36
Chalkline/Chalk.....	85.....	28
Chisels – Cold/Tungsten Tipped	83.....	28
Core Drills.....	99-101	31/32
Corner Pieces – Tile Trim	23/24	13/14
Corner Protection Profiles	25.....	16
Cove Trim	30.....	18

D

Diamond Blades	89-94	29/30
Diamond Drill Bits	99-101	31
Diamond Grinding Wheels.....	94.....	30
Diamond Hand Pads	96.....	31
Diamond Hole Borers	99-101	31-33
Diamond Polishing Pads.....	95.....	31
Drains.....	127/128	37
Drill Bits.....	98.....	31/32
Drill Guide.....	103.....	33
Drilling Machines.....	101.....	33
Duct Tape	88.....	29
Dust mask	80.....	27

E

Ear Muffs.....	80.....	27
Electric Mixing Drill.....	60/61	24
Electric Tilesaws.....	48-50	22
Epoxy Grout Float.....	62.....	24
Expansion Joints – Alum/Brass/S Steel	130/131	38/39
Expansion Joint – PVC	130.....	38

F

Finishing Trowels	54.....	23
Floats – Poly/Wood	58.....	23
Floor Scraper	83/84	28
Floor Drains/Wastes.....	127/128	37
Formable Aluminium Angle	15.....	9

G

Gauging Trowels	56/57	23
Glass Cutter.....	70.....	25
Gloves – Rubber	80.....	27
Glue Gun/Sticks	74.....	26
Glue Mixers	59-61	24
Grinders – Electric	47.....	22
Grout	135.....	39
Grout Brush	67.....	25
Grout Floats.....	62/63	24
Grout Clean Up Sets & Scourers.....	67.....	25
Grout Rakes & Accessories	70/71	25

H

Hacksaw/Blades	72.....	25
Hammer – Claw.....	82.....	28
Hole cutters	97-101	31/32
Hydro Sponges	65/66	24

I

Inspection Outlets.....	128.....	37
-------------------------	----------	----

K

Knife – Utility	86.....	28
Kneepads	79.....	27

L

Lambswool Applicators.....	134/135	39
Levelling System	112/113	34
Levels.....	76/77	26
Listellos	26/27	16/17

M

Mallet – Rubber	82.....	28
Maxisil Silicone.....	136/137	40-42
Measuring Tape	75.....	26
Merchandising Stands	6/7.....	
Metal Cut-off Wheel	94.....	30
Mitrebox	72.....	25
Mixing Paddle	59-61	24
Mosaic Cutter	69.....	25

INDEX

Catalogue Price List
Page No Page No

Catalogue Price List
Page No Page No

N

Nippers – Tile	68/69	25
Notched Paint Scraper	55.....	23
Notched Trowels	52-55	22/23

P

Packaging Materials	87/88	29
Packers	110/111	34/35
Paint Brush	74.....	26
Paint Scraper	70.....	25
Paint Scraper – Notched	55.....	23
Pallet Wrap	88.....	29
Pencil – Carpenters/Chinagraph.....	84.....	28
Polishing Pads – Diamond.....	95/96	30/31
Polishing Pads – Hand	96.....	31
Poly Floats	58.....	23
Profile Gauge	75.....	26
PVA Spongy Wheel.....	95.....	31
PVC Angle	134.....	39
PVC Tile Trim.....	24.....	15
PVC Tile Trim Shears.....	71.....	25

R

Rubber Gloves	80.....	27
Rubi Spare Wheels.....	47.....	22
Rodia Spare Parts	43-47	21
Rodia Tile Cutters.....	41.....	20
Rodia Tilesaws.....	48-50	22

S

Safety Wear/Glasses	79-80	27
Saw – Hacksaw Blade	72.....	25
Scouring Pads.....	67.....	25
Scraper Wall/Floor	83/84	28
Shower Sealant	135.....	39
Sigma – Tilecutters.....	32-40	18-20
Silicone.....	136.....	40-42
Silicone Applicators	73.....	26
Silicone Gun	73.....	26
Silicone Remover.....	138.....	42
Small Tools	81.....	27
Soap fittings – Ceramic	122-126	35-37
Spacers	105-110	33/34
Sponges	64-66	24
Spongy Wheels	95.....	31
Square - 'A'/Builders.....	87.....	28
Square Front Trowels	58.....	23
Squeegees	62/63	24
Stair Edging	28.....	17

Stainless Steel – Angles/Trims	9-27	6-16
Stainless Steel Cutting Wheels	94.....	30
Straight Edge/Supports	77/78	26/27
Stretch Wrap.....	88.....	29
Stringline	85.....	28
Suction Cap	81.....	27
Suction Drill Guides	103.....	33

T

Tape Measures	75.....	26
Tape – Packaging/Barricade/Duct	87/88	29
Tile Adhesive/Tile Grout.....	135.....	39
Tilecutters – Electric	48-50	22
Tilecutters – Miscellaneous.....	42.....	21
Tilecutters – Rodia.....	41.....	20
Tilecutters – Sigma.....	32-40	18-20
Tile Drill	97-101	31-33
Tile Nippers	68/69	25
Tile Spacers/Wedges	105-110	33/34
Tile Trims.....	9-30	6-18
Tile Trim Corner Pieces	23/24	13/14
Tile Trim Shears	71.....	25
Tilers Bucket.....	68.....	25
Towel Rail – Fluted	126.....	37
Transition Trim – Aluminium.....	28.....	17
Trowels – Gauging/Sq Front	56/57	23
Trowels – Notched.....	52-55	22/23
Trowel – Heart Shaped	58.....	23
Turbo Cup Wheels – Diamond	94.....	30

V

Velcro Sponges/Holders	66.....	24
------------------------------	---------	----

W

Water-cooling Adaptor	99/102	32
Waterproofing Angle	134.....	39
Wedges & Packers.....	109-113	34
Wetsaws.....	48-50	22
Wood Floats.....	58.....	23

PRIORITY ORDER FORM

Order No:		Account No:		Date:	
-----------	--	-------------	--	-------	--

Company Name: _____ Contact: _____

Delivery Address: _____

 _____ State: _____ Postcode:

--	--	--	--

Telephone No: _____ Fax No: _____

Email Address: _____

QTY	PRODUCT CODE	DESCRIPTION	UNIT PRICE \$	TOTAL \$
SPECIAL INSTRUCTIONS			Freight Fee	
			GST	
			TOTAL \$	
			AUTHORISED PERSON:	
			

The terms and conditions upon which AMARK GROUP (hereinafter called "the supplier") is prepared to supply goods and services (hereinafter call "Goods") to the customer (hereinafter called "the customer") are as follows:

1. GENERAL

The following are the Terms and Conditions of trading for Goods supplied from time to time unless different Terms and Conditions are agreed upon at the time of a particular sale, in which case other Terms and Conditions shall prevail to the extent of any inconsistency.

2. PRICES

Prices are subject to variation without notice and Goods and services will be invoiced at prices current at the time of their provision unless otherwise agreed in writing.

3. GOODS & SERVICE TAX (GST)

GST will be applicable to every purchase from the Supplier as from 1st July 2000. GST will be charged at the prevailing percentage rate, as set by the Australian Taxation Office and relevant State and Federal Government laws. Exemption from GST will only be granted where the Customer furnishes any necessary paperwork to the Supplier within the time required by the Supplier.

4. PAYMENT

a) Unless otherwise agreed payment for Goods shall be made on their provision to the Customer.

b) In the event of the Supplier granting a credit facility to the Customer upon application being made by the Customer on the Suppliers standard Credit Application Form, the following terms of payment shall apply.

(i) An invoice will be sent to the Customer upon the supply of Goods and payment of the amount outstanding as shown on the invoice shall be paid on or before the last day of the month following the month in which the Goods were delivered or the services were provided, irrespective of the date upon which any invoice or statement for or in respect of such Goods or services was received.

(ii) In the event of default being made by the Customer in the payment of any monies due to the Supplier in accordance with paragraph

(i) above or the Customer commits any act of bankruptcy or being a corporation passes a resolution for its winding up or a summons is presented for its winding up or a receiver of property of the Customer or an administrator of the Customer is appointed the amount or amounts outstanding to the Supplier shall immediately become due and payable by the Customer to the Supplier notwithstanding the date of delivery of such Goods or the date of provision of services.

(iii) If any monies remain unpaid after falling due for payment as hereinbefore provided, then interest at the rate of two per centum (2%) per month calculated on a daily basis shall accrue and be payable by the Customer on such unpaid monies from the due date for payment until payment.

(iv) The Supplier may at its discretion at any time and without any prior notice to the Customer vary, suspend or terminate any credit facilities or arrangements concerning the supply or provision of Goods and services between the Customer and the Supplier without the Supplier incurring any liability to the Customer in so doing.

5. DELIVERY

Where goods are to be delivered by installments each installment shall be sold under a separate contract. If the Supplier fails to deliver an installment within the agreed time or at all the Customer shall not be entitled to repudiate the contract with regard to any other installments remaining to be delivered. Contracts for Goods backordered are firm and shall not be rescinded unless agreed in writing by the Supplier

6. DESCRIPTION

a) Any description of Goods is given by way of identification only and use of such description shall not constitute a sale by description.

b) The Customer shall be deemed to have accepted that Goods correspond with sample (if any).

7. CLAIMS

Any claim against the Supplier must be made in writing within seven (7) days of delivery of Goods except claims for non-delivery which must be made in writing within fourteen (14) days from the date of the invoice. All claims must refer to the relevant invoice number and the date of that invoice and state the reason for the claim. No freight charges for Goods returned at the volition of the Customer shall be acceptable by the Supplier unless authorized by the Supplier in writing prior to return of the Goods. Goods returned for credit may be subject to restocking charges and will be accepted only if received in original condition.

The following Goods cannot be returned under any circumstances:

a) Any goods specially made or purchased for the Customer; and

b) Any goods damaged or altered in any way by the customer.

8. RISK

The risk in the goods shall, unless otherwise agreed in writing, pass to the Customer upon dispatch from the Supplier's warehouse, save and except where the Goods are carried in the Supplier's own vehicles, in which case the risk in the goods shall pass upon delivery to the Customer or its agent.

9. TITLE

a) Goods supplied by the Supplier shall be at the Customer's risk immediately on delivery of the Customer or into custody on the Customer's behalf (whichever is the sooner).

The title and property in the Goods supplied will only pass to the Customer when the Goods the subject of any contract have been paid for in full and where payment has been made by cheque the cheque has been cleared for payment by the relevant bank.

b) In the event that the Customer shall make default in the payment of any monies due to the Supplier pursuant to these Terms and Conditions the Supplier may at its discretion at any time and without prior notice retake possession of the Goods supplied by it and for such purpose the Customer hereby irrevocably authorizes the Supplier and all persons authorized by it that behalf to enter premises upon which the Goods are located for the purpose of so retaking possession of the same and the Customer indemnifies and agrees to keep the Supplier indemnified in respect of all costs, losses, damages and other expenses suffered by the Supplier or any other party as a result of such action on the part of the Supplier. The value of all Goods retaken by the Supplier under the provisions of this sub-clause shall be assessed by the Supplier (whose decision shall be conclusive) and the Customer to the difference and the assessed value of the same as retaken as aforesaid subject to an allowance being given to the Customer for part purchase price (if any) paid by the Customer of these Goods.

10. DELAY

The Supplier will use its reasonable endeavors to perform its obligations under any contract for the sale of Goods entered into but failure to do so by reason of but not limited to, the liability of the Supplier to obtain supplies from its usual sources, strike, combination of workmen, lockout, riot, revolution, war mobilization, epidemic, fire, act of God or any other cause of like or different character whatsoever beyond the control of the Supplier shall not constitute a breach of contract nor shall the Supplier be under any liability to the Customer but the contract shall be deemed to be suspended with liberty to the Supplier at any time to rescind the contract or any unfulfilled part or to renew the contract upon the cessation of the cause preventing performance.

11. WARRANTY

a) All warranties, condition and representations, whether express or implied other than any express warranty stated by the Supplier in writing, are hereby expressly negative and excluded except in circumstances where the Supplier is by law unable to exclude or limit its liability, provided that where the Customer is a consumer for the purpose of the Trade Practices Act but the goods are not of a kind ordinarily required for personal, domestic or household use or consumption the liability of the Supplier shall be limited as determined by the Supplier to any one or more of the following:

(i) The replacement of the Goods or the supply of equivalent Goods.

(ii) The payment of the costs of replacing the Goods or acquiring equivalent Goods.

a) No claim of any nature whatsoever (other than relating to Warranty) will be recognized unless made within seven (7) days delivery. All freight costs involved in returning goods must be paid by the Customer. A copy of the invoice evidencing sale to the Customer is to be included with the Goods.

9. MISCELLANEOUS

a) These Terms and Conditions may only be varied with the consent in writing of the Supplier.

b) If any of these Terms and Conditions (or part thereof) to any extent be held by any court of competent jurisdiction to be ineffectual, invalid or unenforceable, the remaining Terms and Conditions (or parts thereof) shall not be affected thereby and shall remain in full force and effect.

c) Headings shown in these Terms and Conditions are for ease of reference only and shall not affect the meaning of any clause.



AmarkGroup
Professional Tiling Equipment

AMARK GROUP

ABN: 48 088 300 010

48 Skarratt Street, Silverwater NSW 2128 Australia

t: 61 2 8748 8600 f: 61 2 8748 8611

e: sales@amark.net.au w: www.amark.net.au

© Copyright reserved 05/2013 Amark Group